



Immigratie- en Naturalisatiedienst  
*Ministerie van Justitie en Veiligheid*

## **Asylum Trends**

Monthly Report on Asylum Applications in The Netherlands

December 2024

## Colophon

<b>Title</b>	Asylum Trends
<b>Subtitle</b>	Monthly Report on Asylum Applications in The Netherlands Recent trends
<b>Author</b>	Ministry of Justice and Security Immigration and Naturalisation Service (IND) IND Business Information Centre (BIC) Rijnstraat 8   2515 XP Den Haag Postbus 16275   2500 BG Den Haag

Migratie in beweging



EUROPESE UNIE  
Het Fonds voor asiel,  
migratie en integratie

# Contents

<i>Colophon</i>	2
-----------------	---

## **Asylum applications in The Netherlands**

Total asylum applications in The Netherlands	4
First asylum applications in The Netherlands	5
Repeated asylum applications in The Netherlands	6
Family reunification in The Netherlands	7
Unaccompanied minor asylum seekers in The Netherlands	8
Monthly first asylum applications in The Netherlands	9

## **Appendix**

Appendix: Relocation and Resettlement

Appendix: Eurostat

**Total asylum influx in The Netherlands (first applications, repeated applications, family reunification influx)**  
Source: METIS

Top 10 Last thirteen months **total** asylum applications in The Netherlands

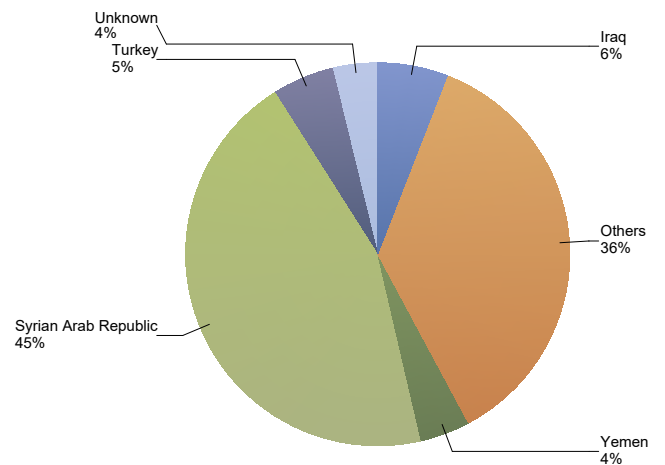
Total 2022	Total 2023	Country of citizenship	2023		2024												Last 12 months	Perc	
			Dec	Total	Jan	Feb	Mar	Apr	May	Jun	Jul	Aug	Sep	Oct	Nov	Dec			Total
19.989	19.803	Syrian Arab Republic	1.897	1.897	1.909	1.629	1.707	1.705	1.665	1.380	1.657	1.688	1.921	1.988	1.550	1.569	20.368	20.368	45%
933	1.856	Iraq	430	430	237	439	616	507	207	122	126	108	71	88	95	85	2.701	2.701	6%
3.802	4.038	Turkey	327	327	277	187	186	134	173	170	195	206	199	229	190	231	2.377	2.377	5%
2.813	2.809	Yemen	231	231	218	231	257	188	228	142	153	127	134	86	72	84	1.920	1.920	4%
1.277	1.371	Unknown	126	126	169	128	158	164	178	128	161	144	121	126	128	129	1.734	1.734	4%
1.935	2.602	Eritrea	227	227	174	126	103	125	177	124	129	155	241	142	89	122	1.707	1.707	4%
1.624	1.942	Somalia	133	133	143	110	85	130	147	106	134	82	100	99	113	85	1.334	1.334	3%
1.264	1.644	Algeria	135	135	169	101	80	92	91	66	76	120	112	116	96	100	1.219	1.219	3%
679	826	Nigeria	59	59	82	85	70	67	90	52	98	75	96	89	83	64	951	951	2%
1.135	1.255	Iran (Islamic Republic of)	100	100	77	65	59	83	83	56	63	53	96	63	51	57	806	806	2%
12.540	11.746	Others	1.201	1.201	925	803	914	754	888	729	890	777	962	946	1.111	823	10.522	10.522	23%
47.991	49.892	Total	4.866	4.866	4.380	3.904	4.235	3.949	3.927	3.075	3.682	3.535	4.053	3.972	3.578	3.349	45.639	45.639	100%

\* To conceal the lowest figures, all values between 0 and 4 are replaced by asterisk.

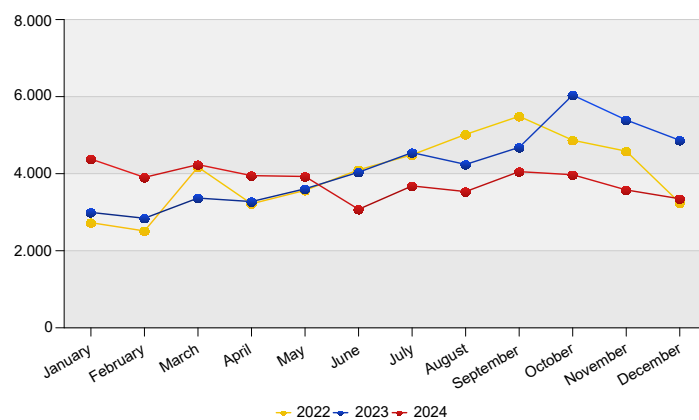
Top Total asylum applications in The Netherlands  
December 2024

	Country of citizenship		%
1	Syrian Arab Republic	1.569	47%
2	Turkey	231	7%
3	Unknown	129	4%
4	Eritrea	122	4%
5	Algeria	100	3%
6	Iraq	85	3%
7	Somalia	85	3%
8	Yemen	84	3%
9	Pakistan	76	2%
10	Moldova, Republic of	75	2%
11	Afghanistan	72	2%
	Others	721	22%
<b>Total December 2024</b>		<b>3.349</b>	<b>100%</b>

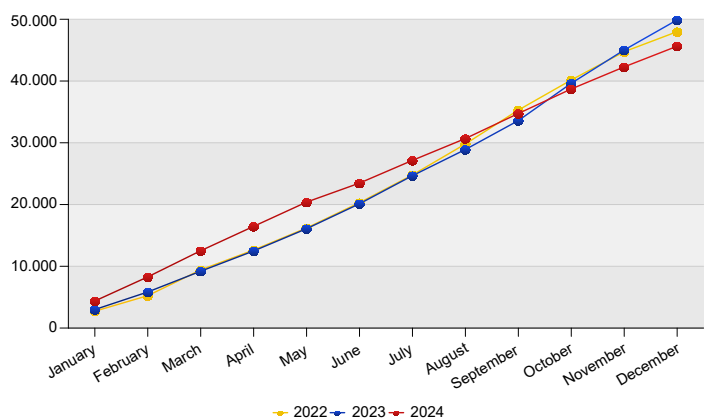
Top Nationalities total applications last twelve months  
Period: Jan 2024 - Dec 2024  
Number of total asylum applications: 45.639



Total asylum applications in The Netherlands



Cumulative development of total asylum applications in The Netherlands



**First asylum applications in The Netherlands**  
Source: METIS

Top 10 Last thirteen months **first** asylum applications in The Netherlands

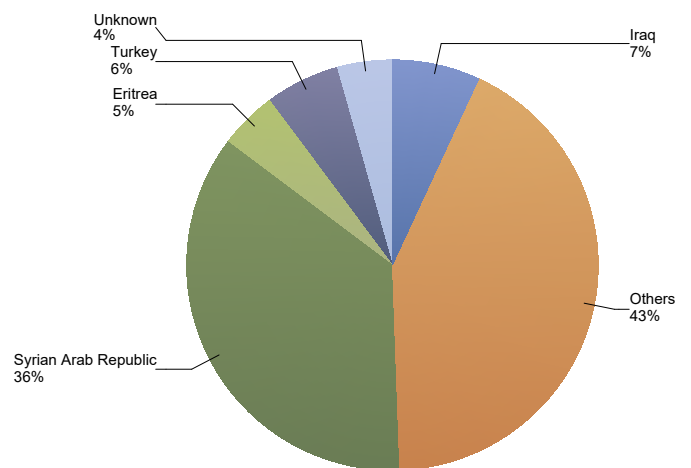
Total 2022	Total 2023 **	Country of citizenship	2023		2024												Last 12 months	Perc	
			Dec	Total	Jan	Feb	Mar	Apr	May	Jun	Jul	Aug	Sep	Oct	Nov	Dec			Total
12.648	13.028	Syrian Arab Republic	1.196	1.196	1.184	800	920	1.042	967	713	1.001	1.109	1.188	1.153	725	724	11.526	11.526	36%
671	1.495	Iraq	402	402	210	400	577	450	138	85	84	80	38	36	63	61	2.222	2.222	7%
2.684	2.862	Turkey	259	259	241	110	144	116	145	129	164	181	172	179	126	161	1.868	1.868	6%
1.365	2.345	Eritrea	210	210	142	104	92	98	165	98	108	143	214	114	77	109	1.464	1.464	5%
1.113	1.231	Unknown	104	104	123	105	121	129	158	103	133	120	104	112	97	107	1.412	1.412	4%
2.428	1.982	Yemen	163	163	132	162	178	128	129	80	61	55	62	43	16	33	1.079	1.079	3%
1.457	1.807	Somalia	123	123	123	96	77	106	134	79	110	61	78	74	67	71	1.076	1.076	3%
1.206	1.556	Algeria	129	129	157	83	58	68	68	53	66	81	86	72	79	81	952	952	3%
521	656	Nigeria	47	47	66	63	63	56	73	45	76	59	76	69	70	54	770	770	2%
702	1.122	Iran (Islamic Republic of)	96	96	69	59	50	73	72	50	59	50	86	54	39	42	703	703	2%
10.740	10.293	Others	1.099	1.099	810	710	778	616	776	611	746	695	827	832	1.003	699	9.103	9.103	28%
<b>35.535</b>	<b>38.377</b>	<b>Total</b>	<b>3.828</b>	<b>3.828</b>	<b>3.257</b>	<b>2.692</b>	<b>3.058</b>	<b>2.882</b>	<b>2.825</b>	<b>2.046</b>	<b>2.608</b>	<b>2.634</b>	<b>2.931</b>	<b>2.738</b>	<b>2.362</b>	<b>2.142</b>	<b>32.175</b>	<b>32.175</b>	<b>100%</b>

\* To conceal the lowest figures, all values between 0 and 4 are replaced by asterisk.

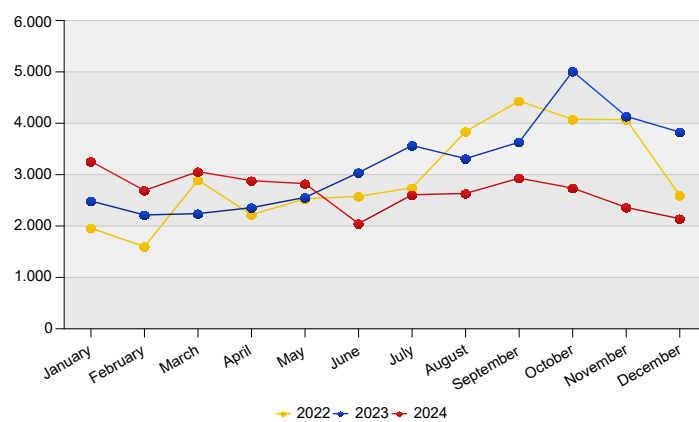
Top First asylum applications in The Netherlands December 2024

	Country of citizenship		%
1	Syrian Arab Republic	724	34%
2	Turkey	161	8%
3	Eritrea	109	5%
4	Unknown	107	5%
5	Algeria	81	4%
6	Moldova, Republic of	75	4%
7	Somalia	71	3%
8	Iraq	61	3%
9	Afghanistan	57	3%
10	Nigeria	54	3%
11	Pakistan	54	3%
	Others	588	27%
<b>Total December 2024</b>		<b>2.142</b>	<b>100%</b>

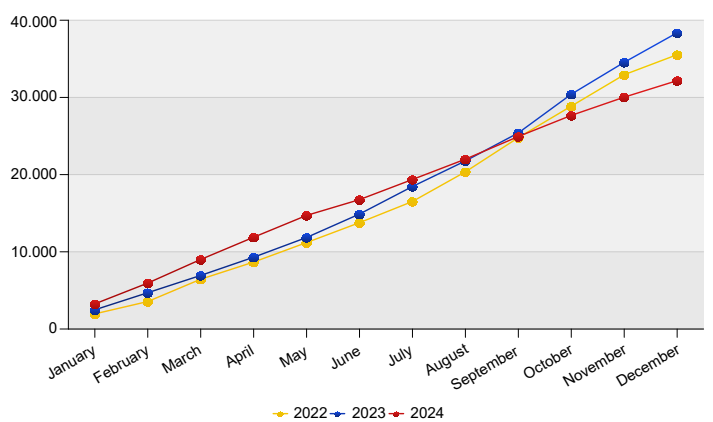
Top Nationalities first applications last twelve months  
Period: Jan 2024 - Dec 2024  
Number of first asylum applications: 32.175



First asylum applications in The Netherlands



Cumulative development of first asylum applications in The Netherlands



**Repeated asylum applications in The Netherlands**  
Source: METIS

Top 10 Last thirteen months repeated asylum applications in The Netherlands

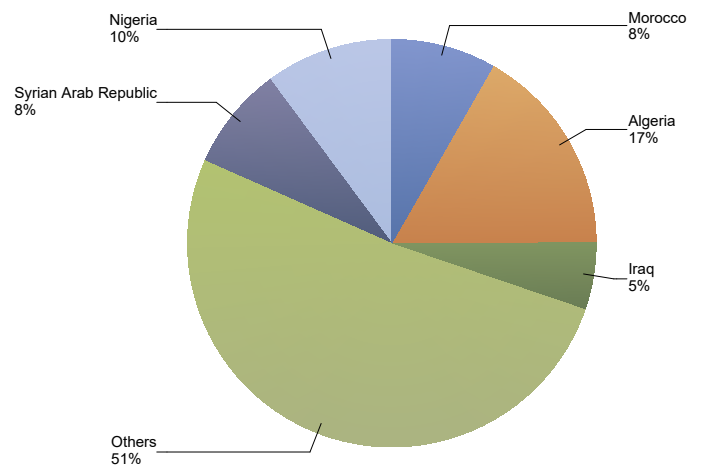
Total 2022	Total 2023	Country of citizenship	2023		2024												Last 12 months	Perc
			Dec	Total	Jan	Feb	Mar	Apr	May	Jun	Jul	Aug	Sep	Oct	Nov	Dec		
54	87	Algeria	6	6	12	18	22	24	23	12	10	39	26	44	17	17	264	17%
151	150	Nigeria	12	12	16	22	6	8	14	7	19	13	20	19	8	9	161	10%
54	149	Morocco	8	8	15	7	13	12	10	13	15	8	9	10	10	131	8%	
103	81	Syrian Arab Republic	8	8	9	8	10	5	14	12	23	16	11	8	*	11	130	8%
132	105	Iraq	5	5	5	10	7	*	14	10	10	*	9	6	6	*	84	5%
25	22	Tunisia	*	*	5	*	*	6	6	7	*	*	*	*	*	*	44	3%
42	44	Somalia	*	*	5	*	*	6	*	5	*	*	5	*	*	*	43	3%
43	62	Eritrea	9	9	7	6	5	12	*	*	*	*	*	*	*	*	42	3%
218	93	Iran (Islamic Republic of)	*	*	*	*	5	*	*	*	*	*	*	7	*	7	39	2%
24	32	Turkey	10	10	*	5	*	*	*	6	*	*	*	*	6	*	37	2%
683	565	Others	34	34	65	58	52	44	42	38	69	40	64	51	36	51	610	38%
1.529	1.390	Total	98	98	146	141	125	125	131	115	156	128	153	154	96	115	1.585	100%

\* To conceal the lowest figures, all values between 0 and 4 are replaced by asterisk.

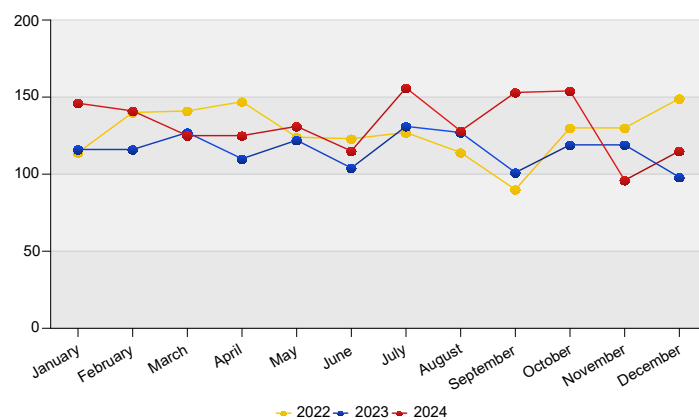
Top Repeated asylum applications in The Netherlands December 2024

Country of citizenship		%
1 Algeria	17	15%
2 Syrian Arab Republic	11	10%
3 Morocco	10	9%
4 Nigeria	9	8%
5 India	8	7%
Others	60	52%
<b>Total December 2024</b>	<b>115</b>	<b>100%</b>

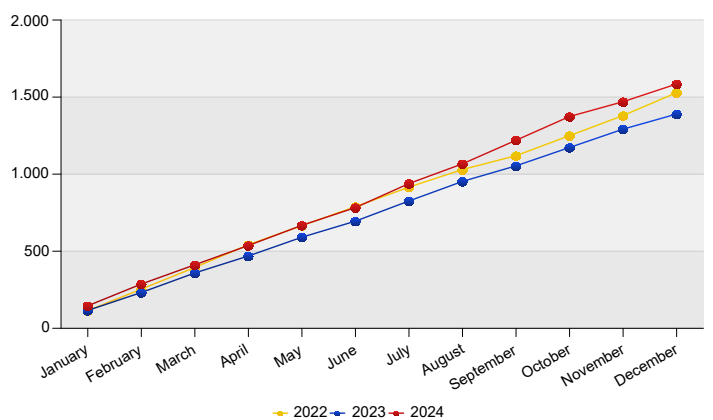
Top Nationalities repeated asylum applications last twelve months  
Period: Jan 2024 - Dec 2024  
Number of repeated asylum applications: 1.585



Repeated asylum applications in The Netherlands



Cumulative development of repeated asylum applications in The Netherlands



**Influx of family reunification in The Netherlands (Council Directive 2003/86/EC Chapter V)**  
 Source: METIS

Top 10 Last thirteen months Influx of family reunification in The Netherlands

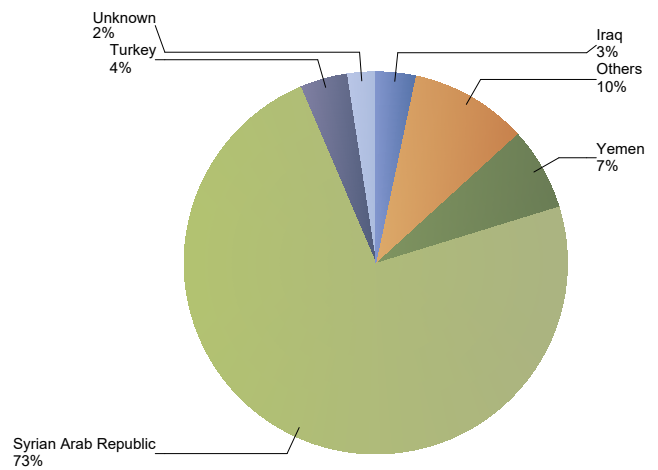
Total 2022	Total 2023	Country of citizenship	2023		2024												Last 12 months	Perc	
			Dec	Total	Jan	Feb	Mar	Apr	May	Jun	Jul	Aug	Sep	Oct	Nov	Dec			Total
7.238	6.694	Syrian Arab Republic	693	693	716	821	777	658	684	655	633	563	722	827	822	834	8.712	8.712	73%
377	822	Yemen	68	68	82	67	79	60	99	62	91	72	70	43	56	51	832	832	7%
1.094	1.144	Turkey	58	58	32	72	42	15	26	35	31	22	24	47	58	68	472	472	4%
130	256	Iraq	23	23	22	29	32	54	55	27	32	27	24	46	26	21	395	395	3%
140	119	Unknown	21	21	43	15	36	35	20	23	23	18	12	14	31	21	291	291	2%
125	91	Somalia	7	7	15	10	5	18	11	22	22	17	17	22	44	12	215	215	2%
527	195	Eritrea	8	8	25	16	6	15	12	23	18	10	25	28	11	12	201	201	2%
159	190	Afghanistan	12	12	11	*	29	21	15	8	18	9	8	8	18	15	160	160	1%
137	91	Pakistan	9	9	6	7	9	12	8	21	17	*	8	16	11	20	139	139	1%
370	118	Stateless	*	*	5	7	10	12	*	*	*	*	19	*	15	*	74	74	1%
630	405	Others	37	37	20	27	27	42	40	35	33	31	40	27	28	38	388	388	3%
10.927	10.125	<b>Total</b>	<b>940</b>	<b>940</b>	<b>977</b>	<b>1.071</b>	<b>1.052</b>	<b>942</b>	<b>971</b>	<b>914</b>	<b>918</b>	<b>773</b>	<b>969</b>	<b>1.080</b>	<b>1.120</b>	<b>1.092</b>	<b>11.879</b>	<b>11.879</b>	<b>100%</b>

\* To conceal the lowest figures, all values between 0 and 4 are replaced by asterisk.

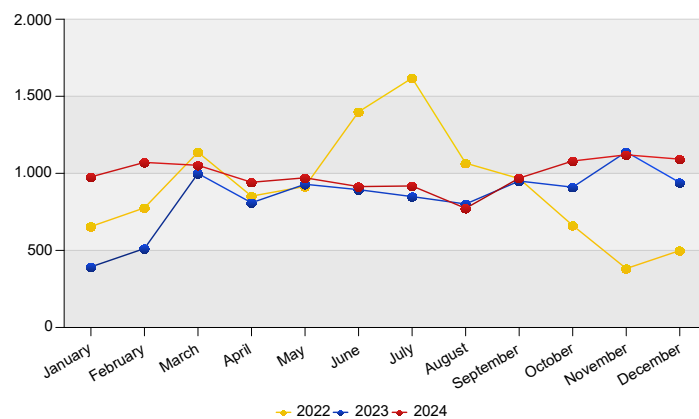
Top Influx of family reunification in The Netherlands December 2024

Country of citizenship	%
1 Syrian Arab Republic	834 76%
2 Turkey	68 6%
3 Yemen	51 5%
4 Iraq	21 2%
5 Unknown	21 2%
6 Pakistan	20 2%
Others	77 7%
<b>Total December 2024</b>	<b>1.092 100%</b>

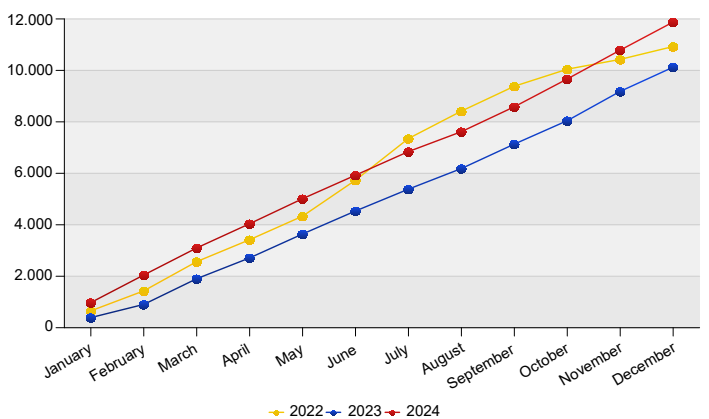
Top Nationalities Influx of family reunification last twelve months  
 Period: Jan 2024 - Dec 2024  
 Number of influx family reunification: 11.879



Influx of family reunification in The Netherlands



Cumulative development of Influx of family reunification in The Netherlands



**Influx of indicated unaccompanied minor asylum seekers in The Netherlands**  
Source: METIS

Top 10 Unaccompanied minor asylum applications in The Netherlands

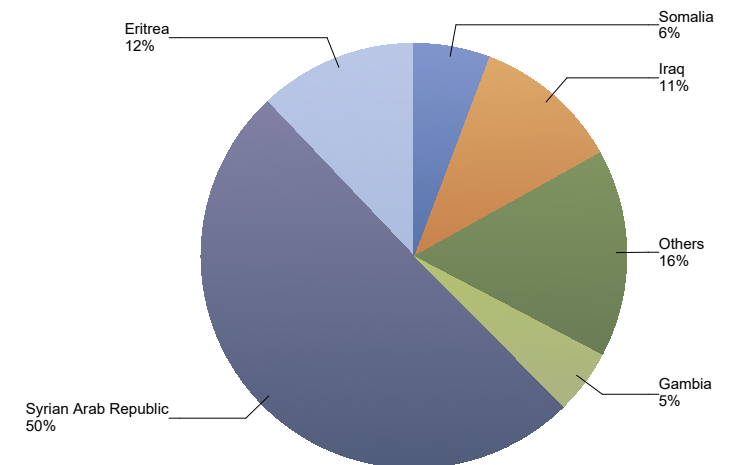
Total 2022	Total 2023	Country of citizenship	2023												2024	Last 12 months	Perc		
			Dec	Total	Jan	Feb	Mar	Apr	May	Jun	Jul	Aug	Sep	Oct				Nov	Dec
2.427	2.797	Syrian Arab Republic	150	150	163	149	158	159	147	126	175	268	220	199	123	95	1.982	1.982	50%
606	1.030	Eritrea	69	69	43	23	28	29	40	18	32	58	102	38	23	42	476	476	12%
93	335	Iraq	72	72	38	84	137	111	20	19	9	5	*	*	*	8	440	440	11%
319	482	Somalia	26	26	26	17	11	24	22	20	15	14	16	26	16	19	226	226	6%
*	90	Gambia	18	18	17	16	22	23	17	23	25	13	10	6	11	9	192	192	5%
50	99	Ethiopia	25	25	*	8	7	8	15	5	16	15	16	19	14	5	131	131	3%
72	71	Unknown	6	6	6	6	11	9	8	*	9	9	*	*	*	7	80	80	2%
20	241	Sudan	12	12	8	*	*	7	6	*	5	10	6	*	*	7	61	61	2%
188	171	Yemen	17	17	*	9	8	9	10	*	6	*	*	*	*	*	57	57	1%
72	81	Algeria	15	15	6	*	*	*	*	*	*	*	*	*	6	11	45	45	1%
357	407	Others	41	41	16	30	21	12	14	12	23	16	21	27	30	25	247	247	6%
4.207	5.804	Total	451	451	329	347	407	393	302	230	318	413	401	333	234	230	3.937	3.937	100%

\* To conceal the lowest figures, all values between 0 and 4 are replaced by asterisk.

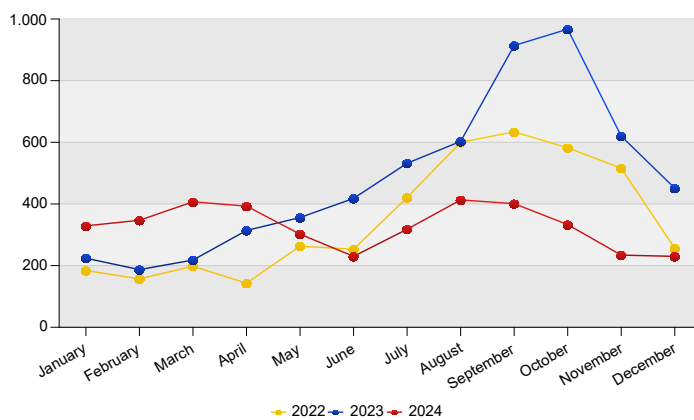
Top Unaccompanied minor asylum applications in The Netherlands December 2024

Country of citizenship		%
1 Syrian Arab Republic	95	41%
2 Eritrea	42	18%
3 Somalia	19	8%
4 Algeria	11	5%
5 Afghanistan	9	4%
6 Gambia	9	4%
Others	45	20%
<b>Total December 2024</b>	<b>230</b>	<b>100%</b>

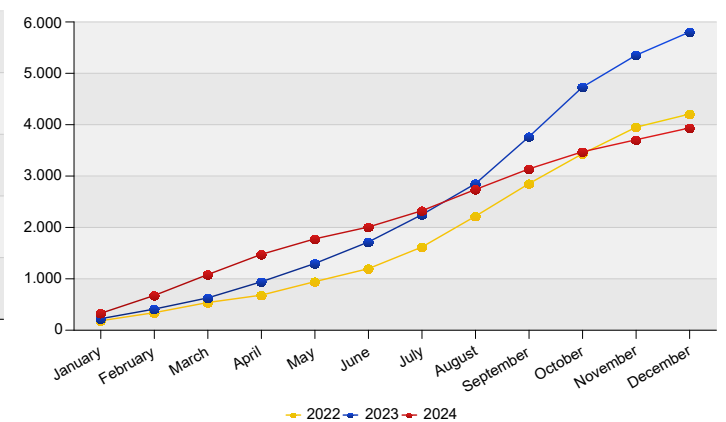
Top Nationalities unaccompanied minor asylum applications last twelve months  
Period: Jan 2024 - Dec 2024  
Number of unaccompanied minor asylum applications: 3.937



Unaccompanied minor asylum applications in The Netherlands



Cumulative development of Unaccompanied minor asylum applications in The Netherlands





**Monthly First Asylum Applications in The Netherlands in 2024**  
Source: METIS

Country of citizenships	Jan	Feb	Mar	Apr	May	Jun	Jul	Aug	Sep	Oct	Nov	Dec	2022	2023	2024
Afghanistan	55	36	28	28	42	34	48	40	53	30	40	57	2,732	669	491
Albania	*	*	*	*	*	*	*	8	*	*	*	*	52	28	22
Algeria	157	83	58	68	68	53	66	81	86	72	79	81	1,206	1,556	952
Angola	*	5	*	*	*	*	*	*	*	6	5	*	17	26	40
Argentina	*	*	*	*	*	*	*	*	*	*	*	*	5	*	*
Armenia	*	*	*	*	*	*	*	*	13	*	5	5	50	50	37
Australia	*	*	*	*	*	*	*	*	*	*	*	*	*	*	*
Azerbaijan	12	11	26	5	12	5	10	21	17	5	12	15	127	121	151
Bahrain	*	*	*	*	*	*	*	*	*	*	*	*	5	9	*
Bangladesh	*	*	*	7	6	*	5	*	*	*	*	*	18	20	38
Barbados	*	*	*	*	*	*	*	*	*	*	*	*	*	*	*
Belarus	5	7	*	*	7	*	*	*	15	*	*	*	94	82	51
Belgium	*	*	*	*	*	*	*	*	*	*	*	*	*	*	*
Benin	*	*	*	*	*	*	*	*	*	*	*	*	9	25	10
Bolivia	*	*	*	*	*	*	*	*	*	*	*	*	7	6	5
Bosnia and Herzegovina	*	5	*	*	*	*	*	*	*	*	*	*	15	10	7
Botswana	*	*	*	*	*	*	*	*	*	*	*	*	*	*	*
Brazil	*	*	*	*	*	*	*	*	*	*	*	*	12	9	20
Bulgaria	*	*	*	*	*	*	*	*	*	*	*	*	*	*	*
Burkina Faso	*	*	*	*	*	*	*	*	*	*	*	*	*	9	12
Burundi	*	*	*	*	*	*	*	*	*	*	*	*	16	6	6
Cambodia	*	*	*	*	*	*	*	*	*	*	*	*	*	*	*
Cameroon	*	14	*	*	5	*	*	*	*	8	17	*	24	58	68
Canada	*	*	*	*	*	*	*	*	*	*	*	*	*	*	*
Central African Republic	*	*	*	*	*	*	*	*	*	6	7	*	*	*	18
Chad	*	*	*	*	*	*	*	*	*	11	8	*	10	14	27
Chile	*	*	*	*	*	*	*	*	*	*	*	*	7	5	*
China (including Hong Kong)	20	19	12	11	11	17	35	16	11	23	13	13	151	409	201
Colombia	45	45	53	54	39	49	39	43	37	65	61	32	519	588	562
Comoros	*	*	*	*	*	*	*	*	*	*	*	*	*	*	*
Congo, the Democratic Republic of the	*	*	*	*	*	*	*	*	*	*	*	5	27	28	24
Congo, the Republic of the	*	*	*	*	*	*	*	*	*	*	*	*	22	23	20
Cote d'Ivoire	*	*	6	*	*	*	*	5	*	*	*	5	10	31	38
Croatia	*	*	*	*	*	*	*	*	*	*	*	*	*	*	*
Cuba	*	5	*	*	*	*	*	*	*	*	*	*	13	12	22
Czech Republic	*	*	*	*	*	*	*	*	*	*	*	*	*	*	*
Denmark	*	*	*	*	*	*	*	*	*	*	*	*	*	*	*
Djibouti	*	*	*	*	*	*	*	*	*	*	*	*	*	6	6
Dominica	*	*	*	*	*	*	*	*	*	*	*	*	*	*	*
Dominican Republic	*	*	*	*	*	*	*	*	*	*	*	*	7	13	5
Ecuador	*	*	*	*	23	9	*	*	*	*	*	*	*	28	49
Egypt	27	19	23	30	19	14	19	22	53	32	18	26	262	321	302
El Salvador	*	*	*	*	*	*	*	*	*	*	*	*	75	22	10
Equatorial Guinea	*	*	*	*	*	*	*	*	*	*	*	*	*	*	*
Eritrea	142	104	92	98	165	98	108	143	214	114	77	109	1,365	2,345	1,464
Estonia	*	*	*	*	*	*	*	*	*	*	*	*	*	*	*
Ethiopia	17	35	25	23	42	34	55	36	44	52	35	18	305	323	416
Federated States of Micronesia	*	*	*	*	*	*	*	*	*	*	*	*	*	*	*
Finland	*	*	*	*	*	*	*	*	*	*	*	*	*	*	*
France	*	*	*	*	*	*	*	*	*	*	*	*	5	*	7
Gabon	*	*	*	*	*	*	*	*	*	*	*	*	*	*	5
Gambia	35	37	39	47	28	36	41	31	36	21	32	26	102	209	409
Georgia	10	*	12	10	17	7	5	6	15	9	*	*	156	119	101
Germany	*	*	*	*	*	*	*	*	*	*	*	*	*	7	7
Ghana	9	6	*	9	*	*	6	*	*	8	*	5	35	57	64
Greece	*	*	*	*	*	*	*	*	*	*	*	*	*	*	*
Grenada	*	*	*	*	*	*	*	*	*	*	*	*	*	*	*
Guatemala	*	*	*	*	*	*	*	*	*	*	*	*	*	*	*
Guinea	27	16	16	11	16	13	11	15	11	12	25	11	95	163	184
Guinea-Bissau	*	*	*	*	*	*	*	*	*	*	*	*	*	6	*
Guyana	*	*	*	*	*	*	*	*	*	*	*	*	5	*	*
Haiti	*	*	*	*	*	*	*	*	*	*	*	*	10	23	7
Honduras	*	*	*	*	*	*	*	*	*	*	*	*	*	11	7
Hungary	*	*	*	*	*	*	*	*	*	*	*	*	*	*	6
India	5	9	11	*	15	6	6	*	5	*	6	*	123	149	72
Indonesia	*	*	*	*	*	*	*	*	*	*	*	*	*	*	7
Iran (Islamic Republic of)	69	59	50	73	72	50	59	50	86	54	39	42	702	1,122	703
Iraq	210	400	577	450	138	85	84	80	38	36	63	61	671	1,495	2,222
Ireland	*	*	*	*	*	*	*	*	*	*	*	*	*	*	*
Israel	*	*	*	*	*	*	*	*	*	*	*	*	*	14	13
Italy	*	*	*	*	*	*	*	*	*	*	*	*	*	7	6
Jamaica	*	*	*	*	5	*	*	*	*	*	*	5	17	22	22
Japan	*	*	*	*	*	*	*	*	*	*	*	*	*	*	*
Jordan	9	8	10	*	6	14	5	*	*	10	*	7	85	117	75
Kazakhstan	*	*	7	*	*	*	*	*	*	*	*	*	41	47	24
Kenya	7	*	*	7	*	*	*	*	*	*	73	5	18	56	108
Korea, Republic of	*	*	*	*	*	*	*	*	*	*	*	*	*	*	*
Kosovo	*	*	*	*	*	*	*	*	*	*	*	*	9	9	5
Kuwait	*	*	*	*	*	*	*	*	*	5	*	*	9	10	12
Kyrgyzstan	*	*	*	*	*	*	*	*	*	*	*	*	18	7	10
Lao People's Democratic Republic	*	*	*	*	*	*	*	*	*	*	*	*	*	*	*
Latvia	*	*	*	*	*	*	*	*	*	*	*	*	*	*	5
Lebanon	13	*	7	*	*	7	*	*	10	17	8	*	65	78	80
Liberia	*	*	7	*	*	*	*	*	*	*	*	*	9	21	26
Libyan Arab Jamahiriya	14	15	12	13	9	8	10	31	24	19	16	10	193	241	181
Lithuania	*	*	*	*	*	*	*	*	*	*	*	*	*	*	*
Madagascar	*	*	*	*	*	*	*	*	*	*	*	*	*	*	*
Malawi	*	*	*	*	*	*	*	*	*	*	*	*	*	5	6
Malaysia	*	*	*	*	*	*	*	*	*	*	*	*	*	*	*
Maldives	*	*	*	*	*	*	*	*	*	*	*	*	*	*	*
Mali	*	*	*	*	*	*	*	*	*	*	10	*	20	26	35
Mauritania	*	*	*	*	*	*	*	*	*	22	101	*	*	*	126
Mauritius	*	*	*	*	*	*	*	*	*	*	*	*	*	*	5

**Monthly First Asylum Applications in The Netherlands in 2024**  
Source: METIS

Country of citizenships	Jan	Feb	Mar	Apr	May	Jun	Jul	Aug	Sep	Oct	Nov	Dec	2022	2023	2024
Mexico	*	*	*	*	*	*	*	*	*	*	*	*	14	13	9
Moldova, Republic of	70	57	51	35	22	23	8	40	43	36	58	75	205	652	518
Monaco	*	*	*	*	*	*	*	*	*	*	*	*	*	*	*
Mongolia	*	*	*	*	6	*	*	*	7	*	*	*	5	12	18
Montenegro	*	*	*	*	*	*	*	*	*	*	*	*	*	*	*
Morocco	56	58	51	32	62	44	53	43	53	61	42	48	721	884	603
Mozambique	*	*	*	*	*	*	*	*	*	*	*	*	*	*	*
Myanmar	9	*	*	*	*	5	8	*	10	8	5	8	58	50	60
Namibia	*	*	*	*	*	*	*	*	*	*	*	*	*	8	*
Nepal	*	*	*	*	*	*	*	*	*	*	*	*	9	6	7
Netherlands	*	*	*	*	*	*	*	*	*	5	*	*	*	12	37
Nicaragua	*	*	*	*	*	*	*	*	*	*	*	*	67	22	15
Niger	*	*	*	*	5	*	*	*	*	*	*	*	18	34	19
Nigeria	66	63	63	56	73	45	76	59	76	69	70	54	521	656	770
Oman	*	*	*	*	*	*	*	*	*	*	*	*	*	5	*
Pakistan	62	31	30	38	26	41	31	40	36	59	41	54	877	637	489
Palestinian Territory, Occupied	*	*	*	*	*	*	6	*	*	*	*	5	32	28	36
Panama	*	*	*	*	*	*	*	*	*	*	*	*	*	*	6
Paraguay	*	*	*	*	*	*	*	*	*	*	*	*	*	*	*
Peru	*	*	7	*	*	*	*	*	*	*	8	*	19	63	27
Philippines	*	*	*	*	*	*	*	*	*	*	*	*	*	*	8
Poland	*	*	*	*	*	*	*	*	5	5	*	*	8	7	20
Qatar	*	*	*	*	*	*	*	*	*	*	*	*	*	*	*
Republic of North Macedonia	*	*	*	*	5	*	*	*	8	*	6	*	14	20	29
Romania	*	*	*	*	*	*	*	*	*	*	*	*	*	*	9
Russian Federation	21	21	34	17	21	18	17	12	47	14	19	13	590	330	254
Rwanda	*	*	*	*	*	*	*	*	*	*	*	*	6	11	7
Saint Lucia	*	*	*	*	*	*	*	*	*	*	*	*	*	*	*
Saint Vincent and the Grenadines	*	*	*	*	*	*	*	*	*	*	*	*	*	*	*
Sao Tome and Principe	*	*	*	*	*	*	*	*	*	*	*	*	*	*	*
Saudi Arabia	*	*	*	*	*	*	*	*	*	*	5	*	38	29	28
Senegal	*	6	10	*	5	6	9	*	5	12	117	*	20	23	179
Serbia	*	*	*	*	8	*	*	*	*	*	*	*	26	36	23
Sierra Leone	21	10	31	23	12	25	12	25	11	21	26	27	84	340	244
Somalia	123	96	77	106	134	79	110	61	78	74	67	71	1.457	1.807	1.076
South Africa	*	*	*	*	*	*	*	*	*	*	*	*	17	19	16
South Sudan	*	*	*	*	*	5	*	*	*	*	*	*	7	25	16
Spain	*	*	*	*	*	*	*	*	*	*	*	*	*	6	*
Sri Lanka	*	*	*	*	*	9	6	5	*	5	6	5	31	38	52
Stateless	*	6	*	*	*	*	*	*	6	*	*	6	39	61	32
Sudan	39	28	42	42	67	10	101	48	50	29	24	42	195	809	522
Suriname	*	*	*	*	*	*	*	*	*	*	*	*	9	8	11
Swaziland	*	*	*	*	*	*	*	*	*	*	*	*	*	*	7
Sweden	*	*	*	*	*	*	*	*	*	*	*	*	*	*	*
Syrian Arab Republic	1.184	800	920	1.042	967	713	1.001	1.109	1.188	1.153	725	724	12.648	13.028	11.526
Taiwan	*	*	*	*	*	*	*	*	*	*	*	*	*	*	*
Tajikistan	*	*	*	*	*	*	*	*	11	5	*	*	48	34	38
Tanzania, United Republic of	*	*	*	*	*	*	*	*	*	*	*	*	11	20	23
Thailand	*	*	*	*	*	*	*	*	*	*	*	*	*	*	*
Togo	*	*	*	*	*	*	*	*	*	*	*	*	*	*	*
Trinidad and Tobago	*	*	6	*	*	*	*	*	*	*	*	*	19	7	14
Tunisia	36	23	29	10	33	23	32	36	23	32	27	24	285	429	328
Turkey	241	110	144	116	145	129	164	181	172	179	126	161	2.684	2.862	1.868
Turkmenistan	7	*	*	*	*	*	*	*	*	*	*	*	26	11	16
Uganda	31	26	18	25	28	23	25	12	18	32	25	23	192	284	286
Ukraine	38	49	46	27	52	35	49	46	45	26	8	*	1.060	601	424
United Arab Emirates	*	*	*	*	*	*	*	*	*	*	*	*	*	*	*
United Kingdom	*	*	*	*	*	*	*	*	*	*	*	*	8	*	11
United States of America	*	*	*	*	*	*	*	*	*	*	*	*	17	18	9
Unknown	123	105	121	129	158	103	133	120	104	112	97	107	1.113	1.231	1.412
Uruguay	*	*	*	*	*	*	*	*	*	*	*	*	*	*	*
Uzbekistan	5	10	5	*	*	*	*	*	7	7	5	10	58	53	58
Venezuela	11	16	10	*	17	12	12	19	25	28	30	23	175	167	207
Viet Nam	*	*	*	*	*	*	*	*	*	*	*	*	7	26	10
Yemen	132	162	178	128	129	80	61	55	62	43	16	33	2.428	1.982	1.079
Zambia	*	*	*	*	*	*	*	*	*	*	*	*	5	*	*
Zimbabwe	*	*	6	*	*	*	*	*	*	6	*	*	18	25	30
Other	*	*	*	*	*	*	*	*	*	*	*	*	13	*	*
<b>Totaal</b>	<b>3.257</b>	<b>2.692</b>	<b>3.058</b>	<b>2.882</b>	<b>2.825</b>	<b>2.046</b>	<b>2.608</b>	<b>2.634</b>	<b>2.931</b>	<b>2.738</b>	<b>2.362</b>	<b>2.142</b>	<b>35.535</b>	<b>38.377</b>	<b>32.175</b>

\* To conceal the lowest figures, all values between 0 and 4 are replaced by asterisk.  
Selection criterion for this table: all nationalities with at least 1 application in the current year.