



Immigratie- en Naturalisatiedienst
Ministerie van Justitie en Veiligheid

Asylum Trends

Monthly Report on Asylum Applications in The Netherlands

April 2022

Colophon

Title	Asylum Trends
Subtitle	Monthly Report on Asylum Applications in The Netherlands Recent trends
Author	Ministry of Justice and Security Immigration and Naturalisation Service (IND) IND Business Information Centre (BIC) Rijnstraat 8 2515 XP Den Haag Postbus 16275 2500 BG Den Haag

Migratie in beweging



EUROPESE UNIE
Het Fonds voor asiel,
migratie en integratie

Contents

<i>Colophon</i>	2
-----------------	---

Asylum applications in The Netherlands

Total asylum applications in The Netherlands	4
First asylum applications in The Netherlands	5
Repeated asylum applications in The Netherlands	6
Family reunification in The Netherlands	7
Unaccompanied minor asylum seekers in The Netherlands	8
Monthly first asylum applications in The Netherlands	9

Appendix

Appendix: Relocation and Resettlement

Total asylum influx in The Netherlands (first applications, repeated applications, family reunification influx)
Source: METIS

Top 10 Last thirteen months **total** asylum applications in The Netherlands

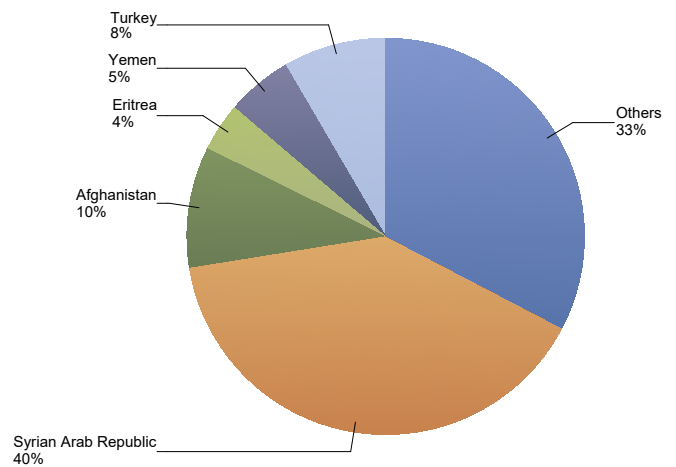
Total 2020	Total 2021	Country of citizenship	2021												2022					Last 12 months	Perc
			Apr	May	Jun	Jul	Aug	Sep	Oct	Nov	Dec	Total	Jan	Feb	Mar	Apr	Total				
5.566	14.904	Syrian Arab Republic	832	808	1.044	1.308	1.311	1.744	2.433	2.047	1.744	13.271	1.020	978	1.408	1.195	4.601	17.040	40%		
607	3.425	Afghanistan	80	49	119	131	328	1.282	495	494	217	3.195	143	109	538	306	1.096	4.211	10%		
1.265	3.215	Turkey	96	133	293	674	750	388	257	184	165	2.940	159	138	210	251	758	3.602	8%		
861	1.855	Yemen	108	80	102	94	111	238	490	219	135	1.577	120	145	353	201	819	2.288	5%		
1.504	1.576	Eritrea	154	153	166	147	121	97	168	142	207	1.355	112	122	112	139	485	1.686	4%		
271	1.059	Somalia	19	37	50	81	157	230	130	143	145	992	97	114	177	81	469	1.442	3%		
619	1.133	Iraq	53	51	66	67	61	86	246	211	130	971	63	57	92	94	306	1.224	3%		
1.062	1.176	Algeria	67	74	79	88	85	112	154	126	117	902	88	117	118	51	374	1.209	3%		
647	952	Unknown	45	52	79	102	89	114	124	138	101	844	98	77	136	69	380	1.179	3%		
852	988	Morocco	68	57	90	86	106	103	101	89	79	779	53	55	85	59	252	963	2%		
5.878	6.337	Others	410	420	385	559	604	696	671	785	711	5.241	771	602	973	784	3.130	7.961	19%		
19.132	36.620	Total	1.932	1.914	2.473	3.337	3.723	5.090	5.269	4.578	3.751	32.067	2.724	2.514	4.202	3.230	12.670	42.805	100%		

* To conceal the lowest figures, all values between 0 and 4 are replaced by asterisk.

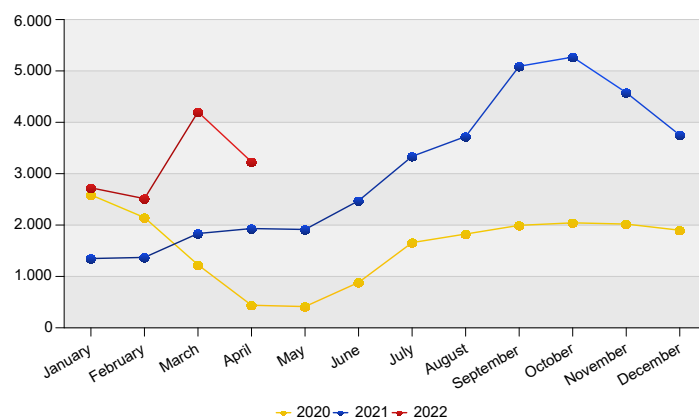
Top Total asylum applications in The Netherlands April 2022

	Country of citizenship		%
1	Syrian Arab Republic	1.195	37%
2	Afghanistan	306	9%
3	Turkey	251	8%
4	Yemen	201	6%
5	Eritrea	139	4%
6	Iraq	94	3%
7	Somalia	81	3%
8	Russian Federation	76	2%
9	Unknown	69	2%
10	Nigeria	68	2%
	Others	750	23%
Total April 2022		3.230	100%

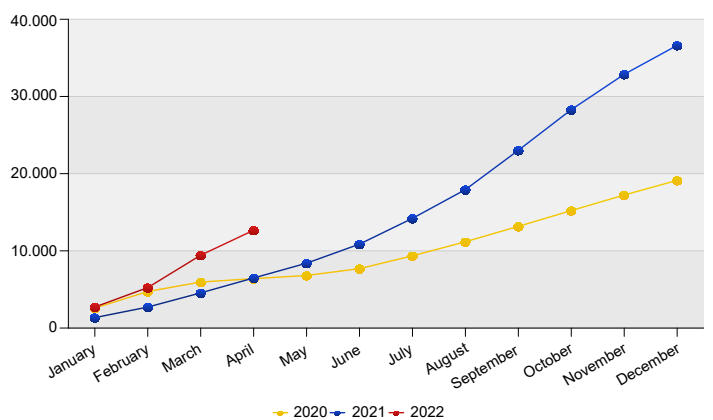
Top Nationalities total applications last twelve months
Period: May 2021 - Apr 2022
Number of total asylum applications: 42.805



Total asylum applications in The Netherlands



Cumulative development of total asylum applications in The Netherlands



First asylum applications in The Netherlands
Source: METIS

Top 10 Last thirteen months **first** asylum applications in The Netherlands

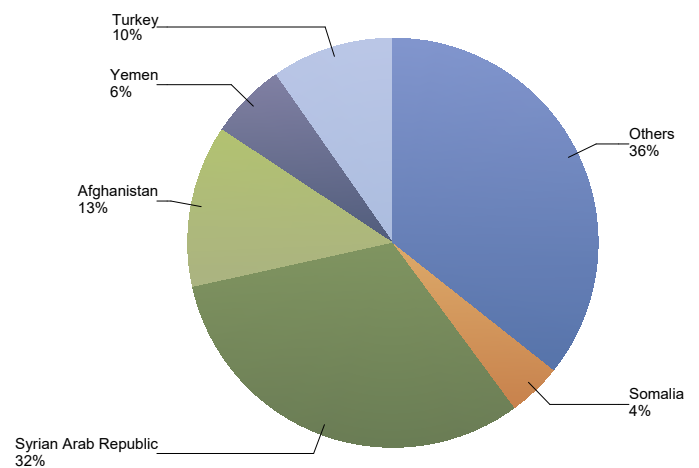
Total 2020	Total 2021 **	Country of citizenship	2021										2022					Last 12 months	Perc
			Apr	May	Jun	Jul	Aug	Sep	Oct	Nov	Dec	Total	Jan	Feb	Mar	Apr	Total		
4.022	8.323	Syrian Arab Republic	252	308	454	624	789	1.132	1.523	1.437	961	7.480	552	460	624	579	2.215	9.443	32%
389	3.006	Afghanistan	71	41	98	109	255	1.194	456	459	178	2.861	125	93	502	299	1.019	3.809	13%
989	2.459	Turkey	42	81	254	570	661	303	204	143	109	2.367	122	85	154	207	568	2.893	10%
410	1.189	Yemen	37	28	39	48	87	186	429	190	71	1.115	91	117	319	183	710	1.788	6%
202	903	Somalia	16	22	47	69	149	186	107	132	128	856	88	97	157	79	421	1.261	4%
993	1.105	Algeria	63	69	72	79	77	110	147	120	107	844	86	110	115	46	357	1.138	4%
581	829	Unknown	39	37	69	85	76	99	119	130	81	735	87	53	96	57	293	989	3%
368	768	Eritrea	44	47	85	62	88	55	88	74	114	657	84	87	77	88	336	949	3%
774	907	Morocco	62	53	78	81	97	96	98	86	73	724	53	53	82	56	244	906	3%
336	746	Iraq	20	12	28	38	31	63	207	187	91	677	47	28	58	61	194	851	3%
4.609	4.451	Others	261	253	260	353	434	527	493	622	504	3.707	626	414	737	579	2.356	5.802	19%
13.673	24.686	Total	907	951	1.484	2.118	2.744	3.951	3.871	3.580	2.417	22.023	1.961	1.597	2.921	2.234	8.713	29.829	100%

* To conceal the lowest figures, all values between 0 and 4 are replaced by asterisk.

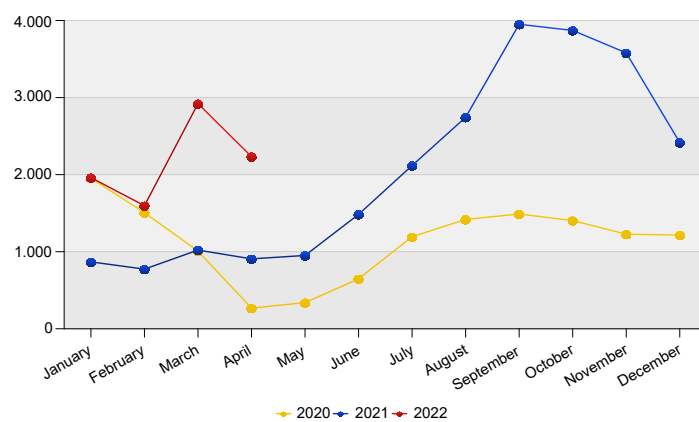
Top First asylum applications in The Netherlands
April 2022

	Country of citizenship		%
1	Syrian Arab Republic	579	26%
2	Afghanistan	299	13%
3	Turkey	207	9%
4	Yemen	183	8%
5	Eritrea	88	4%
6	Somalia	79	4%
7	Russian Federation	68	3%
8	Colombia	64	3%
9	Iraq	61	3%
10	Unknown	57	3%
	Others	549	25%
Total April 2022		2.234	100%

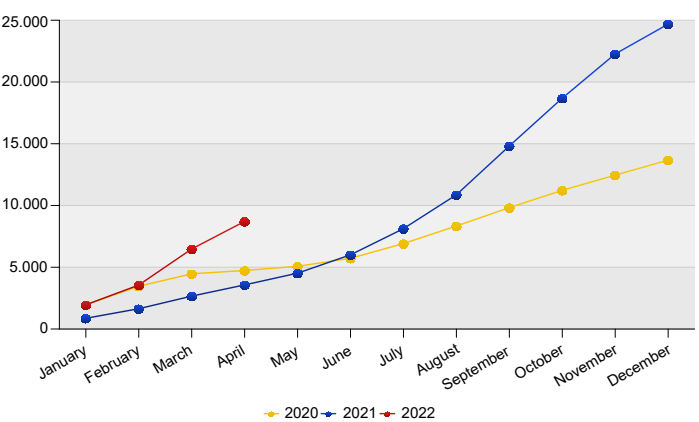
Top Nationalities first applications last twelve months
Period: May 2021 - Apr 2022
Number of first asylum applications: 29.829



First asylum applications in The Netherlands



Cumulative development of first asylum applications in The Netherlands



Repeated asylum applications in The Netherlands
Source: METIS

Top 10 Last thirteen months repeated asylum applications in The Netherlands

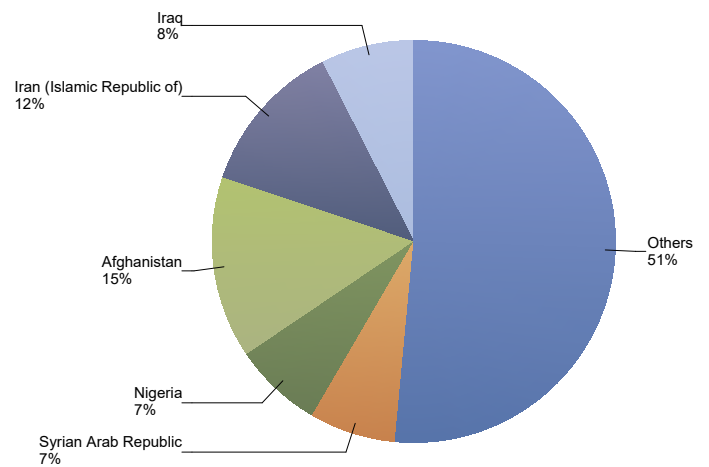
Total 2020	Total 2021	Country of citizenship	2021												2022					Last 12 months	Perc
			Apr	May	Jun	Jul	Aug	Sep	Oct	Nov	Dec	Total	Jan	Feb	Mar	Apr	Total				
182	301	Afghanistan	9	6	*	18	69	78	29	22	12	247	*	13	13	*	32	270	15%		
182	221	Iran (Islamic Republic of)	20	29	17	31	12	17	22	20	12	180	18	25	8	17	68	228	12%		
175	122	Iraq	6	5	7	8	5	11	16	16	17	91	5	17	10	22	54	139	8%		
96	92	Nigeria	7	11	5	*	10	6	7	12	11	72	7	18	25	17	67	132	7%		
83	142	Syrian Arab Republic	20	6	*	8	19	6	21	27	9	118	8	8	7	7	30	128	7%		
68	62	Algeria	*	5	7	7	7	*	6	6	5	49	*	7	*	5	17	62	3%		
35	66	Eritrea	5	9	9	6	5	8	5	5	8	60	*	*	*	*	7	62	3%		
66	77	Somalia	*	*	*	*	*	19	15	*	8	56	*	*	*	*	9	62	3%		
73	73	Morocco	6	*	9	*	9	6	*	*	6	50	*	*	*	*	8	52	3%		
18	28	Russian Federation	6	*	*	*	*	*	*	*	*	24	7	*	*	6	17	35	2%		
618	630	Others	52	54	41	58	66	48	62	52	55	488	62	49	69	63	243	679	37%		
1.596	1.814	Total	138	133	106	146	207	204	190	164	147	1.435	117	144	144	147	552	1.849	100%		

* To conceal the lowest figures, all values between 0 and 4 are replaced by asterisk.

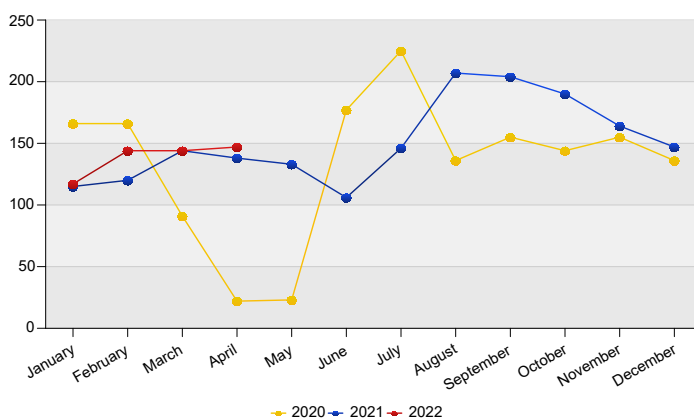
Top Repeated asylum applications in The Netherlands April 2022

Country of citizenship		%
1 Iraq	22	15%
2 Iran (Islamic Republic of)	17	12%
3 Nigeria	17	12%
4 Tunisia	8	5%
5 Syrian Arab Republic	7	5%
6 Russian Federation	6	4%
Others	70	48%
Total April 2022	147	100%

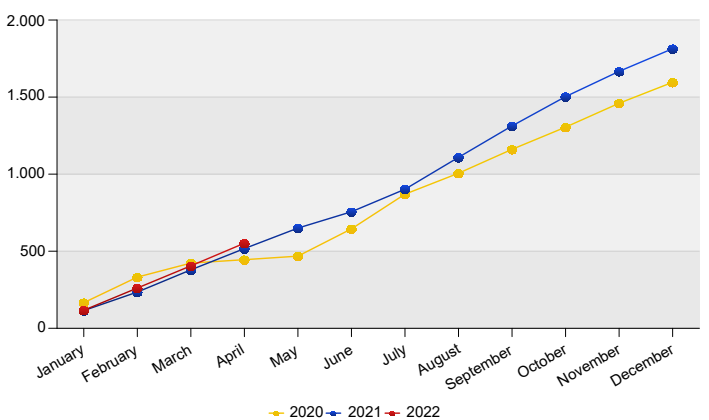
Top Nationalities repeated asylum applications last twelve months
Period: May 2021 - Apr 2022
Number of repeated asylum applications: 1.849



Repeated asylum applications in The Netherlands



Cumulative development of repeated asylum applications in The Netherlands



Influx of family reunification in The Netherlands (Council Directive 2003/86/EC Chapter V)
Source: METIS

Top 10 Last thirteen months Influx of family reunification in The Netherlands

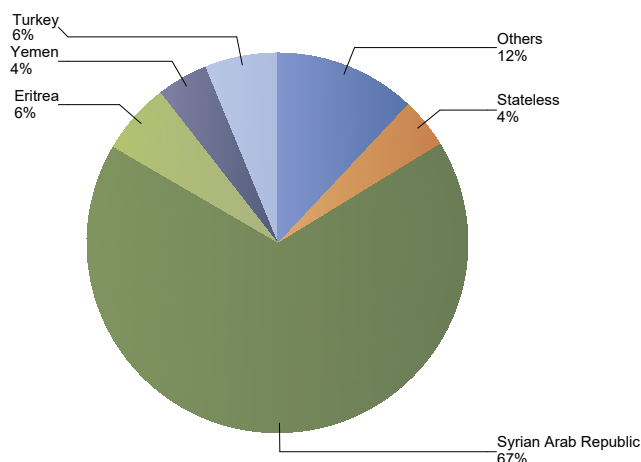
Total 2020	Total 2021	Country of citizenship	2021												2022					Last 12 months	Perc
			Apr	May	Jun	Jul	Aug	Sep	Oct	Nov	Dec	Total	Jan	Feb	Mar	Apr	Total				
1.461	6.439	Syrian Arab Republic	560	494	588	676	503	606	889	583	774	5.673	460	510	777	609	2.356	7.469	67%		
255	735	Turkey	50	50	39	101	88	82	53	40	54	557	37	50	54	44	185	692	6%		
1.070	731	Eritrea	105	97	72	79	28	34	75	63	85	638	27	35	33	47	142	675	6%		
423	651	Yemen	70	51	63	42	24	51	56	29	64	450	29	26	33	14	102	482	4%		
132	342	Stateless	18	20	27	44	31	52	39	32	50	313	21	47	67	45	180	475	4%		
108	265	Iraq	27	34	31	21	25	12	23	8	22	203	11	12	24	11	58	234	2%		
97	168	Pakistan	17	8	7	28	9	28	19	17	16	149	11	7	8	12	38	170	2%		
40	100	Unknown	6	11	8	16	8	14	5	6	18	92	9	19	37	10	75	161	1%		
48	123	Iran (Islamic Republic of)	13	11	*	*	*	*	8	13	20	78	6	13	30	20	69	134	1%		
36	118	Afghanistan	*	*	17	*	*	10	10	13	27	87	14	*	23	5	45	132	1%		
193	448	Others	21	52	28	59	49	42	31	30	57	369	21	51	51	32	155	503	5%		
3.863	10.120	Total	887	830	883	1.073	772	935	1.208	834	1.187	8.609	646	773	1.137	849	3.405	11.127	100%		

* To conceal the lowest figures, all values between 0 and 4 are replaced by asterisk.

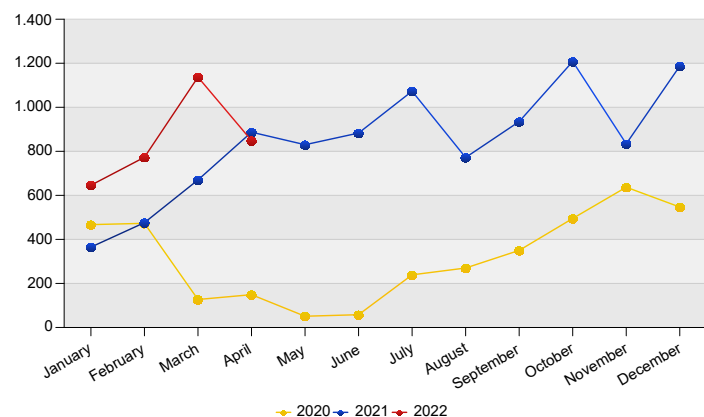
Top Influx of family reunification in The Netherlands April 2022

Country of citizenship		%
1 Syrian Arab Republic	609	72%
2 Eritrea	47	6%
3 Stateless	45	5%
4 Turkey	44	5%
5 Iran (Islamic Republic of)	20	2%
Others	84	10%
Total April 2022	849	100%

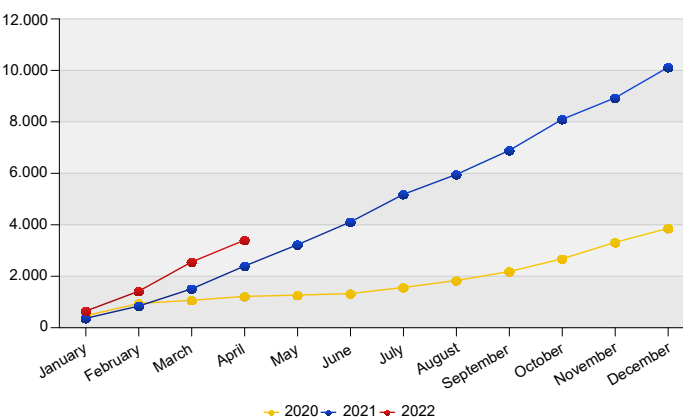
Top Nationalities Influx of family reunification last twelve months
Period: May 2021 - Apr 2022
Number of influx family reunification: 11.127



Influx of family reunification in The Netherlands



Cumulative development of Influx of family reunification in The Netherlands



Influx of indicated unaccompanied minor asylum seekers in The Netherlands
Source: METIS

Top 10 Unaccompanied minor asylum applications in The Netherlands

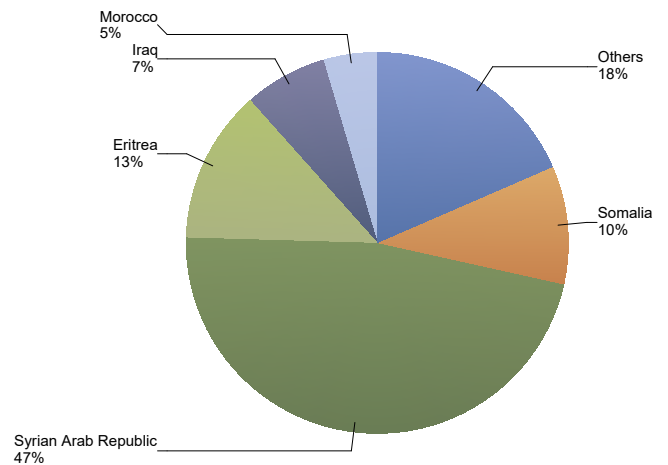
Total 2020	Total 2021	Country of citizenship	2021												2022					Last 12 months	Perc
			Apr	May	Jun	Jul	Aug	Sep	Oct	Nov	Dec	Total	Jan	Feb	Mar	Apr	Total				
446	1.078	Syrian Arab Republic	35	34	38	56	133	146	196	189	136	963	90	81	74	67	312	1.240	47%		
81	235	Eritrea	12	*	31	26	35	11	15	27	49	209	40	35	28	42	145	342	13%		
27	185	Somalia	*	9	14	12	38	40	17	20	24	178	20	18	37	15	90	264	10%		
21	163	Iraq	*	*	6	5	*	14	71	47	11	159	6	*	9	10	27	185	7%		
143	136	Morocco	12	11	10	9	12	12	13	15	12	106	8	7	9	*	27	121	5%		
18	70	Yemen	*	*	*	5	5	*	30	15	8	69	10	6	21	9	46	113	4%		
46	87	Afghanistan	5	6	8	10	14	13	5	9	8	78	9	7	13	*	33	106	4%		
31	68	Unknown	*	*	6	5	6	8	20	8	*	62	*	*	10	*	15	74	3%		
61	72	Algeria	*	*	6	*	8	6	8	7	13	58	*	*	*	*	11	65	2%		
*	13	Ethiopia	*	*	*	*	*	*	*	*	*	11	5	*	5	*	12	23	1%		
112	84	Others	*	*	*	7	6	17	8	14	12	69	*	7	20	8	39	107	4%		
986	2.191	Total	79	75	119	138	261	274	384	351	281	1.962	196	166	230	165	757	2.640	100%		

* To conceal the lowest figures, all values between 0 and 4 are replaced by asterisk.

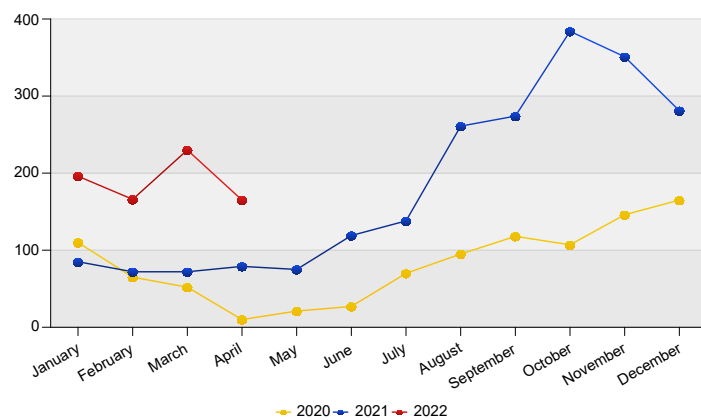
Top Unaccompanied minor asylum applications in The Netherlands April 2022

Country of citizenship		%
1 Syrian Arab Republic	67	41%
2 Eritrea	42	25%
3 Somalia	15	9%
4 Iraq	10	6%
5 Yemen	9	5%
Others	22	13%
Total April 2022	165	100%

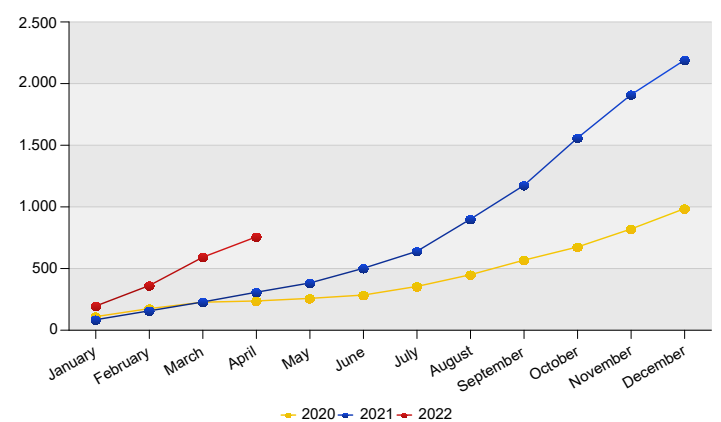
Top Nationalities unaccompanied minor asylum applications last twelve months
Period: May 2021 - Apr 2022
Number of unaccompanied minor asylum applications: 2.640



Unaccompanied minor asylum applications in The Netherlands



Cumulative development of Unaccompanied minor asylum applications in The Netherlands





Monthly First Asylum Applications in The Netherlands in 2022

Source: METiS

Country of citizenships	Jan	Feb	Mar	Apr	2019	2020	2021	2022
Afghanistan	125	93	502	299	437	389	3.006	1.019
Albania	*	*	*	*	192	82	54	13
Algeria	86	110	115	46	1.211	993	1.105	357
Angola	*	*	*	*	56	12	5	*
Argentina	*	*	*	*	*	*	6	*
Armenia	*	*	*	*	72	25	33	5
Australia	*	*	*	*	*	*	*	*
Azerbaijan	15	6	8	22	375	115	78	51
Bahrain	*	*	*	*	*	5	*	*
Bangladesh	*	*	*	*	20	21	11	6
Barbados	*	*	*	*	*	*	*	*
Belarus	9	12	*	19	165	84	86	44
Benin	*	*	*	*	*	*	*	*
Bolivia	5	*	*	*	*	*	*	6
Bosnia and Herzegovina	*	*	*	*	72	11	5	5
Brazil	*	*	*	*	8	19	17	5
Burkina Faso	*	*	*	*	8	8	8	*
Burundi	*	*	*	*	*	*	*	*
Cameroon	5	*	*	*	49	36	17	10
Canada	*	*	*	*	*	*	*	*
Cape Verde	*	*	*	*	*	*	*	*
Central African Republic	*	*	*	*	*	*	*	*
Chad	*	*	*	*	22	11	17	*
Chile	*	*	*	*	*	*	*	*
China (including Hong Kong)	11	*	6	10	155	56	153	28
Colombia	24	31	49	64	158	106	187	168
Comoros	*	*	*	*	*	*	*	*
Congo, the Democratic Republic of the	*	*	5	*	10	10	11	9
Congo, the Republic of the	*	*	*	*	43	17	25	10
Cote d'Ivoire	*	*	*	*	49	29	11	5
Croatia	*	*	*	*	*	*	*	*
Cuba	*	*	*	*	18	8	17	*
Czech Republic	*	*	*	*	*	5	*	*
Djibouti	*	*	*	*	*	*	*	*
Dominican Republic	*	*	*	*	9	5	*	*
Egypt	15	12	28	10	190	101	146	65
El Salvador	8	*	11	*	34	28	33	22
Eritrea	84	87	77	88	501	368	768	336
Ethiopia	22	13	30	13	92	44	167	78
France	*	*	*	*	7	*	*	*
Gabon	*	*	*	*	*	*	*	*
Gambia	*	8	15	6	539	204	140	32
Georgia	*	5	13	12	326	163	89	32
Germany	*	*	*	*	9	6	9	*
Ghana	*	*	*	5	89	41	40	14
Greece	*	*	*	*	5	*	*	*
Guatemala	*	*	*	*	*	*	*	*
Guinea	10	*	13	6	195	108	79	33
Guinea-Bissau	*	*	*	*	28	10	*	*
Guyana	*	*	*	*	*	*	*	*
Haiti	*	*	*	*	7	*	15	*
Honduras	*	*	*	*	10	6	8	*
Hungary	*	*	*	*	*	5	*	*
India	31	24	*	*	49	14	120	61



Monthly First Asylum Applications in The Netherlands in 2022

Source: METiS

Country of citizenship	Jan	Feb	Mar	Apr	2019	2020	2021	2022
Indonesia	*	*	*	*	8	9	6	*
Iran (Islamic Republic of)	35	16	32	27	1.534	370	263	110
Iraq	47	28	58	61	621	336	746	194
Ireland	*	*	*	*	*	*	*	*
Italy	*	*	*	*	7	5	*	*
Jamaica	*	*	*	*	19	6	18	*
Japan	*	*	*	*	*	*	*	*
Jordan	5	*	9	12	116	55	19	28
Kazakhstan	13	*	*	8	36	28	13	24
Kenya	*	*	*	*	5	12	*	*
Korea, Democratic People's Republic of	*	*	*	*	*	*	*	*
Korea, Republic of	*	*	*	*	*	*	7	*
Kosovo / UNSCR 1244	*	*	*	*	56	42	22	7
Kuwait	*	*	*	*	6	8	*	*
Kyrgyzstan	*	*	5	*	16	*	*	7
Latvia	*	*	*	*	*	*	*	*
Lebanon	*	*	*	*	119	88	69	14
Liberia	*	*	*	*	29	11	10	*
Libyan Arab Jamahiriya	*	*	19	9	304	188	124	35
Lithuania	*	*	*	*	*	*	*	*
Madagascar	*	*	*	*	*	*	*	*
Malawi	*	*	*	*	*	*	*	*
Malaysia	*	*	*	*	*	*	10	*
Maldives	*	*	*	*	*	*	*	*
Mali	5	*	*	*	42	21	23	9
Mauritania	*	*	*	*	12	11	5	*
Mauritius	*	*	*	*	*	*	*	*
Mexico	6	*	*	*	5	7	16	7
Moldova, Republic of	*	*	16	13	1.207	32	40	30
Mongolia	*	*	*	*	14	13	8	*
Montenegro	*	*	*	*	21	*	*	*
Morocco	53	53	82	56	1.062	774	907	244
Mozambique	*	*	*	*	*	*	*	*
Myanmar	*	*	*	9	28	16	16	16
Nepal	*	*	*	*	8	*	*	*
Netherlands	*	*	*	*	*	*	*	*
Nicaragua	*	*	15	*	37	5	*	23
Niger	*	*	*	*	56	27	16	9
Nigeria	48	31	56	49	2.102	633	418	184
Norway	*	*	*	*	*	*	*	*
Oman	*	*	*	*	*	*	*	*
Pakistan	202	84	87	50	397	267	443	423
Palestinian Territory, Occupied	*	*	*	*	40	17	17	7
Panama	*	*	*	*	*	*	*	*
Peru	*	*	*	*	11	7	6	*
Philippines	*	*	*	*	*	8	*	*
Poland	*	*	*	*	*	10	*	*
Portugal	*	*	*	*	*	*	*	*
Republic of North Macedonia	*	5	*	*	264	54	15	6
Romania	*	*	*	*	*	*	*	*
Russian Federation	16	19	83	68	398	180	205	186
Rwanda	*	*	*	*	5	5	9	*
Saint Kitts and Nevis	*	*	*	*	*	*	*	*
Saudi Arabia	*	*	5	*	19	9	31	8



Monthly First Asylum Applications in The Netherlands in 2022

Source: METiS

Country of citizenships	Jan	Feb	Mar	Apr	2019	2020	2021	2022
Senegal	*	*	*	*	107	45	42	9
Serbia	*	*	*	*	326	82	32	*
Sierra Leone	6	*	8	6	111	58	66	23
Somalia	88	97	157	79	222	202	903	421
South Africa	*	*	*	*	9	5	7	*
South Sudan	*	*	*	*	5	8	16	*
Spain	*	*	*	*	*	*	*	*
Sri Lanka	*	*	*	*	56	22	20	9
Stateless	*	*	*	*	38	33	43	5
Sudan	11	12	17	20	199	157	135	60
Suriname	*	*	*	*	*	17	*	*
Syrian Arab Republic	552	460	624	579	3.675	4.022	8.323	2.215
Taiwan	*	*	*	*	*	*	*	*
Tajikistan	*	*	23	*	109	19	17	25
Tanzania, United Republic of	*	*	*	*	14	17	5	*
Thailand	*	*	*	*	*	*	*	*
Togo	*	*	*	*	11	*	*	*
Trinidad and Tobago	*	*	*	*	13	*	9	8
Tunisia	29	16	23	9	296	242	264	77
Turkey	122	85	154	207	1.251	989	2.459	568
Turkmenistan	*	*	9	6	5	*	19	15
Uganda	*	*	9	15	220	85	57	28
Ukraine	6	17	50	10	132	42	71	83
United Arab Emirates	*	*	*	*	*	*	*	*
United Kingdom	*	*	*	*	*	*	*	*
United States of America	*	*	*	*	17	11	14	*
Unknown	87	53	96	57	870	581	829	293
Uzbekistan	*	*	*	14	7	11	22	23
Venezuela	8	18	13	15	182	83	72	54
Viet Nam	*	*	*	*	50	18	13	*
Yemen	91	117	319	183	645	410	1.189	710
Zambia	*	*	*	*	*	*	*	*
Zimbabwe	*	*	*	*	20	12	6	*
Other	*	*	*	*	61	20	*	*
Totaal	1.961	1.597	2.921	2.234	22.533	13.673	24.686	8.713

* To conceal the lowest figures, all values between 0 and 4 are replaced by asterisk.
Selection criterion for this table: all nationalities with at least 1 application in the current year.