



Immigratie- en Naturalisatiedienst  
*Ministerie van Justitie en Veiligheid*

## **Asylum Trends**

Monthly Report on Asylum Applications in The Netherlands

February 2022

## Colophon

<b>Title</b>	Asylum Trends
<b>Subtitle</b>	Monthly Report on Asylum Applications in The Netherlands Recent trends
<b>Author</b>	Ministry of Justice and Security Immigration and Naturalisation Service (IND) IND Business Information Centre (BIC) Rijnstraat 8   2515 XP Den Haag Postbus 16275   2500 BG Den Haag

Migratie in beweging



EUROPESE UNIE  
Het Fonds voor asiel,  
migratie en integratie

# Contents

<i>Colophon</i>	2
-----------------	---

## **Asylum applications in The Netherlands**

Total asylum applications in The Netherlands	4
First asylum applications in The Netherlands	5
Repeated asylum applications in The Netherlands	6
Family reunification in The Netherlands	7
Unaccompanied minor asylum seekers in The Netherlands	8
Monthly first asylum applications in The Netherlands	9

## **Appendix**

Appendix: Relocation and Resettlement

**Total asylum influx in The Netherlands (first applications, repeated applications, family reunification influx)**  
Source: METIS

Top 10 Last thirteen months **total** asylum applications in The Netherlands

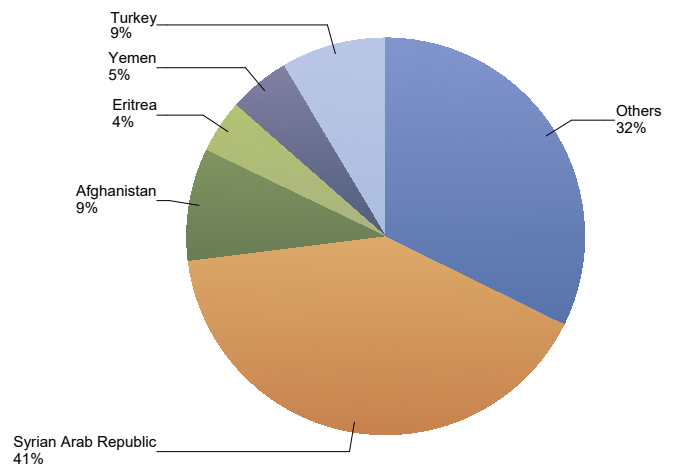
Total 2020	Total 2021	Country of citizenship	2021												2022			Last 12 months	Perc
			Feb	Mar	Apr	May	Jun	Jul	Aug	Sep	Oct	Nov	Dec	Total	Jan	Feb	Total		
5.566	14.904	Syrian Arab Republic	509	680	832	808	1.044	1.308	1.311	1.744	2.433	2.047	1.744	14.460	1.021	978	1.999	15.950	41%
607	3.425	Afghanistan	63	123	80	49	119	131	328	1.282	495	494	217	3.381	144	109	253	3.571	9%
1.265	3.215	Turkey	92	119	96	133	293	674	750	388	257	184	165	3.151	159	139	298	3.357	9%
861	1.855	Yemen	87	100	108	80	102	94	111	238	490	219	135	1.764	120	145	265	1.942	5%
1.504	1.576	Eritrea	59	103	154	153	166	147	121	97	168	142	207	1.517	113	124	237	1.695	4%
271	1.059	Somalia	15	29	19	37	50	81	157	230	130	143	145	1.036	97	114	211	1.232	3%
1.062	1.176	Algeria	70	96	67	74	79	88	85	112	154	126	117	1.068	88	118	206	1.204	3%
619	1.133	Iraq	58	41	53	51	66	67	61	86	246	211	130	1.070	63	57	120	1.132	3%
647	952	Unknown	25	51	45	52	79	102	89	114	124	138	101	920	99	73	172	1.067	3%
852	988	Morocco	63	71	68	57	90	86	106	103	101	89	79	913	53	57	110	960	2%
5.878	6.337	Others	329	422	410	420	385	559	604	696	671	785	711	5.992	770	606	1.376	7.039	18%
19.132	36.620	Total	1.370	1.835	1.932	1.914	2.473	3.337	3.723	5.090	5.269	4.578	3.751	35.272	2.727	2.520	5.247	39.149	100%

\* To conceal the lowest figures, all values between 0 and 4 are replaced by asterisk.

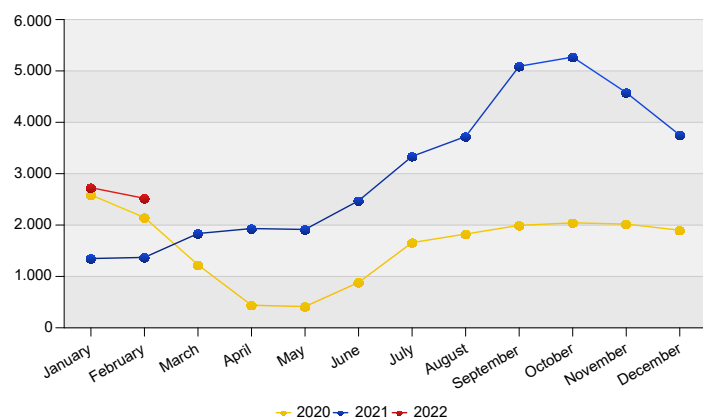
Top Total asylum applications in The Netherlands February 2022

	Country of citizenship		%
1	Syrian Arab Republic	978	39%
2	Yemen	145	6%
3	Turkey	139	6%
4	Eritrea	124	5%
5	Algeria	118	5%
6	Somalia	114	5%
7	Afghanistan	109	4%
8	Pakistan	93	4%
9	Unknown	73	3%
10	Iraq	57	2%
11	Morocco	57	2%
	Others	513	20%
<b>Total February 2022</b>		<b>2.520</b>	<b>100%</b>

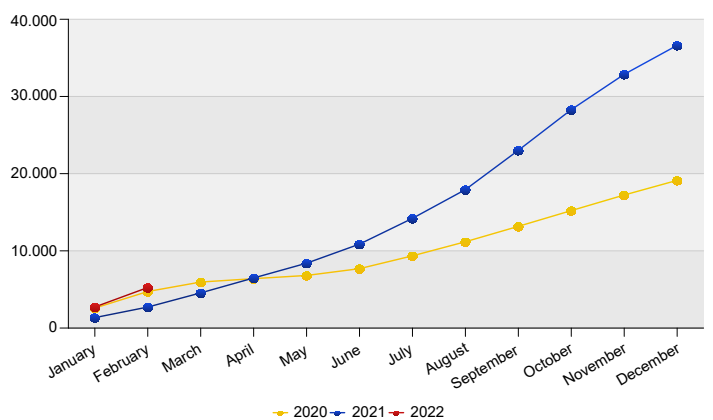
Top Nationalities total applications last twelve months  
Period: Mar 2021 - Feb 2022  
Number of total asylum applications: 39.149



Total asylum applications in The Netherlands



Cumulative development of total asylum applications in The Netherlands



**First asylum applications in The Netherlands**  
Source: METIS

Top 10 Last thirteen months **first** asylum applications in The Netherlands

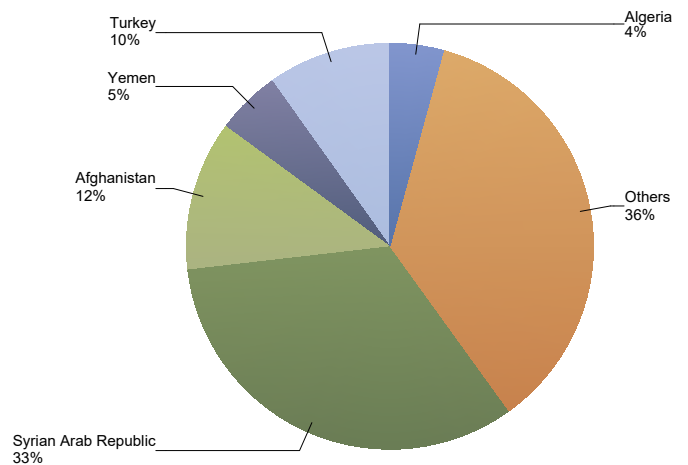
Total 2020	Total 2021 **	Country of citizenship	2021												2022			Last 12 months	Perc
			Feb	Mar	Apr	May	Jun	Jul	Aug	Sep	Oct	Nov	Dec	Total	Jan	Feb	Total		
4.022	8.323	Syrian Arab Republic	256	321	252	308	454	624	789	1.132	1.523	1.437	961	8.057	552	461	1.013	8.814	33%
389	3.006	Afghanistan	36	81	71	41	98	109	255	1.194	456	459	178	2.978	126	93	219	3.161	12%
989	2.459	Turkey	23	43	42	81	254	570	661	303	204	143	109	2.433	122	86	208	2.618	10%
410	1.189	Yemen	15	35	37	28	39	48	87	186	429	190	71	1.165	91	117	208	1.358	5%
993	1.105	Algeria	66	92	63	69	72	79	77	110	147	120	107	1.002	86	110	196	1.132	4%
202	903	Somalia	8	26	16	22	47	69	149	186	107	132	128	890	88	97	185	1.067	4%
581	829	Unknown	24	42	39	37	69	85	76	99	119	130	81	801	88	49	137	914	3%
774	907	Morocco	60	61	62	53	78	81	97	96	98	86	73	845	53	55	108	893	3%
368	768	Eritrea	46	23	44	47	85	62	88	55	88	74	114	726	84	87	171	851	3%
336	746	Iraq	15	20	20	12	28	38	31	63	207	187	91	712	47	28	75	772	3%
4.609	4.451	Others	225	277	261	253	260	353	434	527	493	622	504	4.209	625	418	1.043	5.027	19%
13.673	24.686	Total	774	1.021	907	951	1.484	2.118	2.744	3.951	3.871	3.580	2.417	23.818	1.962	1.601	3.563	26.607	100%

\* To conceal the lowest figures, all values between 0 and 4 are replaced by asterisk.

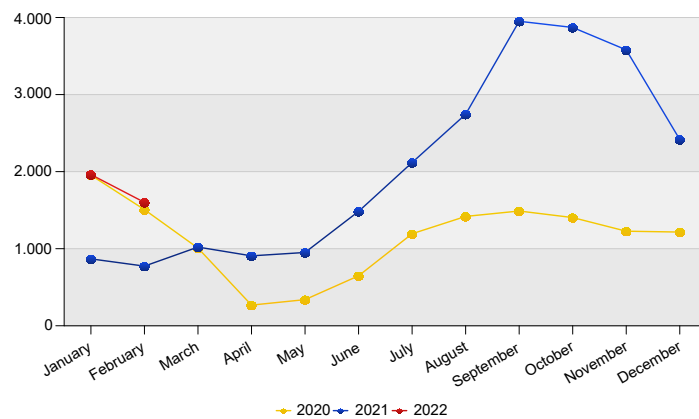
Top First asylum applications in The Netherlands February 2022

	Country of citizenship		%
1	Syrian Arab Republic	461	29%
2	Yemen	117	7%
3	Algeria	110	7%
4	Somalia	97	6%
5	Afghanistan	93	6%
6	Eritrea	87	5%
7	Turkey	86	5%
8	Pakistan	84	5%
9	Morocco	55	3%
10	Unknown	49	3%
	Others	362	23%
<b>Total February 2022</b>		1.601	100%

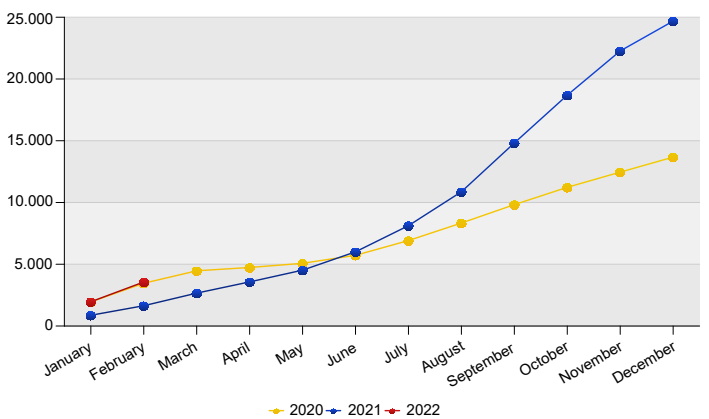
Top Nationalities first applications last twelve months  
Period: Mar 2021 - Feb 2022  
Number of first asylum applications: 26.607



First asylum applications in The Netherlands



Cumulative development of first asylum applications in The Netherlands



**Repeated asylum applications in The Netherlands**  
Source: METIS

Top 10 Last thirteen months repeated asylum applications in The Netherlands

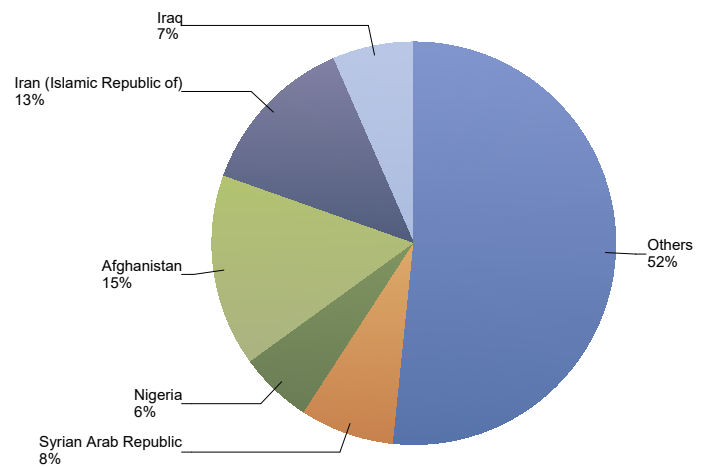
Total 2020	Total 2021	Country of citizenship	2021												2022			Last 12 months	Perc
			Feb	Mar	Apr	May	Jun	Jul	Aug	Sep	Oct	Nov	Dec	Total	Jan	Feb	Total		
182	301	Afghanistan	19	20	9	6	*	18	69	78	29	22	12	286	*	13	17	284	15%
182	221	Iran (Islamic Republic of)	15	17	20	29	17	31	12	17	22	20	12	212	18	25	43	240	13%
83	142	Syrian Arab Republic	17	5	20	6	*	8	19	6	21	27	9	140	8	8	16	139	8%
175	122	Iraq	7	8	6	5	7	8	5	11	16	16	17	106	5	17	22	121	7%
96	92	Nigeria	*	11	7	11	5	*	10	6	7	12	11	86	7	18	25	108	6%
66	77	Eritrea	5	10	5	9	9	6	5	8	5	5	8	75	*	*	*	74	4%
68	62	Algeria	*	*	*	5	7	7	7	*	6	6	5	57	*	8	10	63	3%
35	66	Somalia	*	*	*	*	*	*	*	19	15	*	8	58	*	*	6	63	3%
73	73	Morocco	*	10	6	*	9	*	9	6	*	*	6	63	*	*	*	62	3%
26	37	Guinea	*	*	*	*	*	*	*	*	*	*	6	35	*	*	6	40	2%
610	621	Others	45	54	55	52	40	57	65	50	62	46	55	581	67	47	114	650	35%
1.596	1.814	Total	120	144	138	133	106	146	207	204	190	164	147	1.699	118	147	265	1.844	100%

\* To conceal the lowest figures, all values between 0 and 4 are replaced by asterisk.

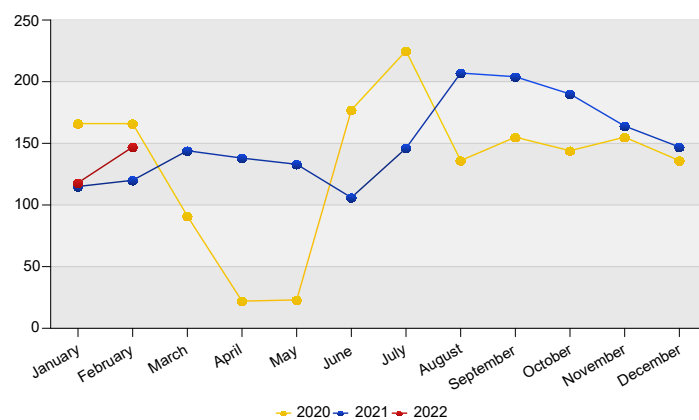
Top Repeated asylum applications in The Netherlands February 2022

Country of citizenship		%
1 Iran (Islamic Republic of)	25	17%
2 Nigeria	18	12%
3 Iraq	17	12%
4 Afghanistan	13	9%
5 Algeria	8	5%
6 Syrian Arab Republic	8	5%
7 Ukraine	8	5%
Others	50	34%
<b>Total February 2022</b>	<b>147</b>	<b>100%</b>

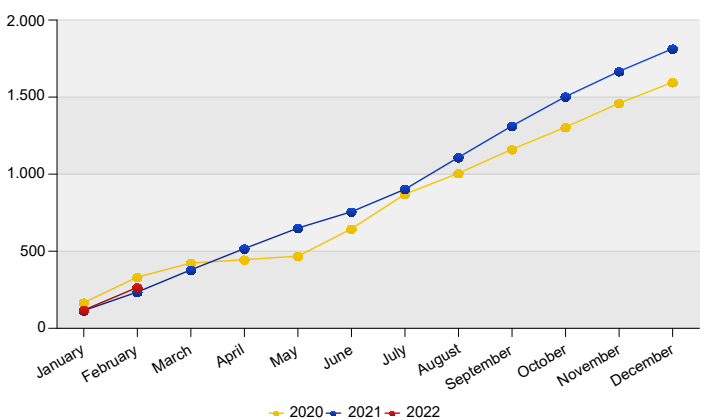
Top Nationalities repeated asylum applications last twelve months  
Period: Mar 2021 - Feb 2022  
Number of repeated asylum applications: 1.844



Repeated asylum applications in The Netherlands



Cumulative development of repeated asylum applications in The Netherlands



**Influx of family reunification in The Netherlands (Council Directive 2003/86/EC Chapter V)**  
 Source: METIS

Top 10 Last thirteen months Influx of family reunification in The Netherlands

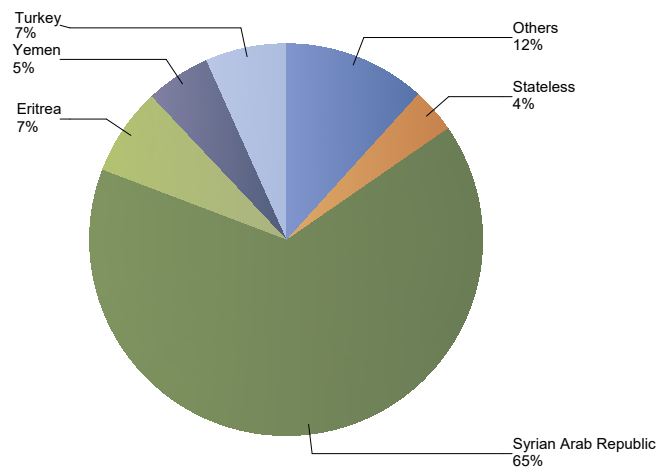
Total 2020	Total 2021	Country of citizenship	2021												2022			Last 12 months	Perc
			Feb	Mar	Apr	May	Jun	Jul	Aug	Sep	Oct	Nov	Dec	Total	Jan	Feb	Total		
1.461	6.439	Syrian Arab Republic	236	354	560	494	588	676	503	606	889	583	774	6.263	461	509	970	6.997	65%
1.070	731	Eritrea	8	70	105	97	72	79	28	34	75	63	85	716	27	35	62	770	7%
255	735	Turkey	67	73	50	50	39	101	88	82	53	40	54	697	37	50	87	717	7%
423	651	Yemen	72	64	70	51	63	42	24	51	56	29	64	586	29	26	55	569	5%
132	342	Stateless	12	12	18	20	27	44	31	52	39	32	50	337	21	47	68	393	4%
108	265	Iraq	36	13	27	34	31	21	25	12	23	8	22	252	11	12	23	239	2%
97	168	Pakistan	*	6	17	8	7	28	9	28	19	17	16	155	11	7	18	173	2%
36	118	Afghanistan	8	22	*	*	17	*	*	10	10	13	27	117	14	*	17	126	1%
40	100	Iran (Islamic Republic of)	*	28	13	11	*	*	*	*	8	13	20	108	6	13	19	125	1%
48	123	Unknown	*	5	6	11	8	16	8	14	5	6	18	98	9	19	28	125	1%
193	448	Others	34	23	21	52	28	59	49	42	31	30	57	426	21	51	72	464	4%
3.863	10.120	<b>Total</b>	<b>476</b>	<b>670</b>	<b>887</b>	<b>830</b>	<b>883</b>	<b>1.073</b>	<b>772</b>	<b>935</b>	<b>1.208</b>	<b>834</b>	<b>1.187</b>	<b>9.755</b>	<b>647</b>	<b>772</b>	<b>1.419</b>	<b>10.698</b>	<b>100%</b>

\* To conceal the lowest figures, all values between 0 and 4 are replaced by asterisk.

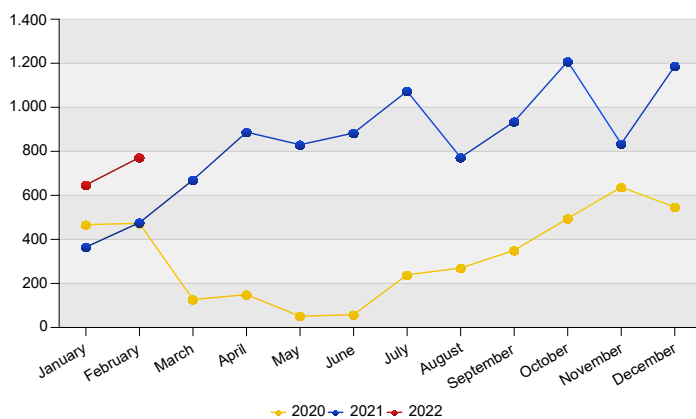
Top Influx of family reunification in The Netherlands February 2022

Country of citizenship			%
1	Syrian Arab Republic	509	66%
2	Turkey	50	6%
3	Stateless	47	6%
4	Eritrea	35	5%
5	Yemen	26	3%
	Others	105	14%
<b>Total February 2022</b>		<b>772</b>	<b>100%</b>

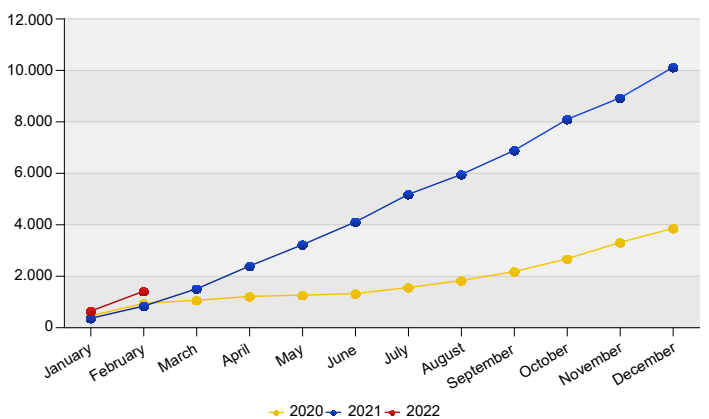
Top Nationalities Influx of family reunification last twelve months  
 Period: Mar 2021 - Feb 2022  
 Number of influx family reunification: 10.698



Influx of family reunification in The Netherlands



Cumulative development of Influx of family reunification in The Netherlands



**Influx of indicated unaccompanied minor asylum seekers in The Netherlands**  
 Source: METIS

Top 10 Unaccompanied minor asylum applications in The Netherlands

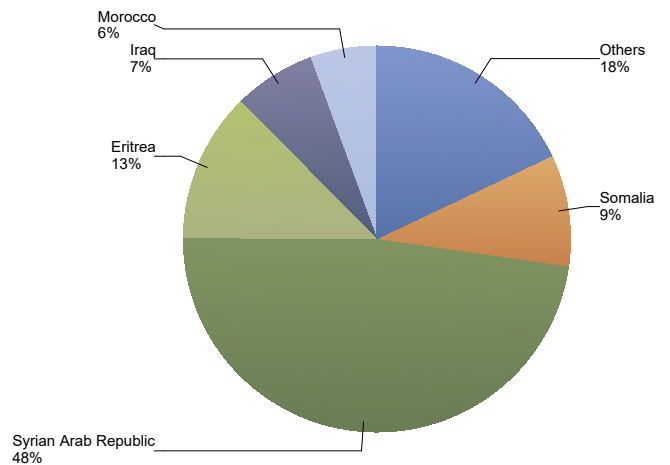
Total 2020	Total 2021	Country of citizenship	2021												2022			Last 12 months	Perc
			Feb	Mar	Apr	May	Jun	Jul	Aug	Sep	Oct	Nov	Dec	Total	Jan	Feb	Total		
446	1.078	Syrian Arab Republic	31	43	35	34	38	56	133	146	196	189	136	1.037	91	80	171	1.177	48%
81	235	Eritrea	14	*	12	*	31	26	35	11	15	27	49	224	44	54	98	308	13%
27	185	Somalia	*	5	*	9	14	12	38	40	17	20	24	184	22	24	46	229	9%
21	163	Iraq	*	*	*	*	6	5	*	14	71	47	11	161	6	*	8	168	7%
143	136	Morocco	8	9	12	11	10	9	12	12	13	15	12	123	8	15	23	138	6%
46	87	Afghanistan	*	*	5	6	8	10	14	13	5	9	8	84	12	9	21	102	4%
18	70	Yemen	*	*	*	*	*	5	5	*	30	15	8	70	10	6	16	85	3%
61	72	Algeria	*	*	*	*	6	*	8	6	8	7	13	65	*	10	13	74	3%
31	68	Unknown	*	*	*	*	6	5	6	8	20	8	*	67	*	*	*	67	3%
*	13	Ethiopia	*	*	*	*	*	*	*	*	*	*	*	13	6	*	8	20	1%
112	84	Others	6	*	*	*	*	7	6	17	8	14	12	78	11	11	22	94	4%
986	2.191	Total	72	72	79	75	119	138	261	274	384	351	281	2.106	215	213	428	2.462	100%

\* To conceal the lowest figures, all values between 0 and 4 are replaced by asterisk.

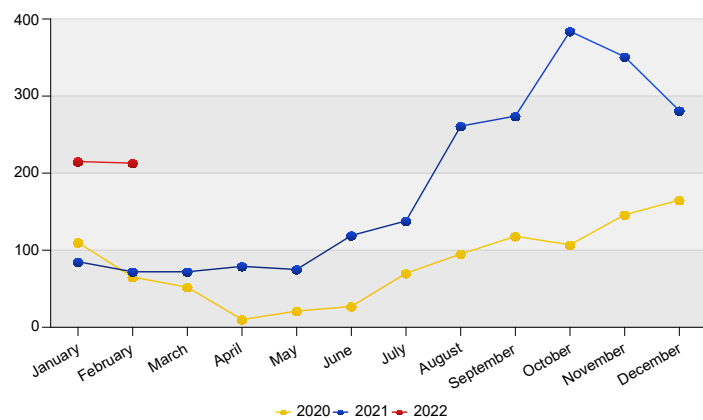
Top Unaccompanied minor asylum applications in The Netherlands February 2022

Country of citizenship		%
1 Syrian Arab Republic	80	38%
2 Eritrea	54	25%
3 Somalia	24	11%
4 Morocco	15	7%
5 Algeria	10	5%
Others	30	14%
<b>Total February 2022</b>	<b>213</b>	<b>100%</b>

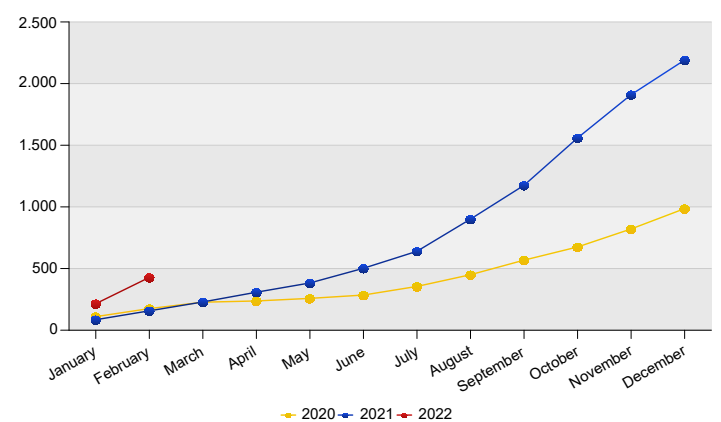
Top Nationalities unaccompanied minor asylum applications last twelve months  
 Period: Mar 2021 - Feb 2022  
 Number of unaccompanied minor asylum applications: 2.462



Unaccompanied minor asylum applications in The Netherlands



Cumulative development of Unaccompanied minor asylum applications in The Netherlands







## Monthly First Asylum Applications in The Netherlands in 2022

Source: METiS

Country of citizenships	Jan	Feb	2019	2020	2021	2022
Afghanistan	126	93	437	389	3.006	219
Albania	*	*	192	82	54	6
Algeria	86	110	1.211	993	1.105	196
Angola	*	*	56	12	5	*
Argentina	*	*	*	*	6	*
Armenia	*	*	72	25	33	*
Australia	*	*	*	*	*	*
Azerbaijan	15	6	375	115	78	21
Bahrain	*	*	*	5	*	*
Bangladesh	*	*	20	21	11	*
Barbados	*	*	*	*	*	*
Belarus	9	12	165	84	86	21
Benin	*	*	*	*	*	*
Bolivia	5	*	*	*	*	5
Bosnia and Herzegovina	*	*	72	11	5	*
Brazil	*	*	8	19	17	*
Burkina Faso	*	*	8	8	8	*
Burundi	*	*	*	*	*	*
Cameroon	5	*	49	36	17	6
Canada	*	*	*	*	*	*
Cape Verde	*	*	*	*	*	*
Central African Republic	*	*	*	*	*	*
Chad	*	*	22	11	17	*
Chile	*	*	*	*	*	*
China (including Hong Kong)	11	*	155	56	153	12
Colombia	23	31	158	106	187	54
Comoros	*	*	*	*	*	*
Congo, the Democratic Republic of the	*	*	10	10	11	*
Congo, the Republic of the	*	*	43	17	25	*
Cote d'Ivoire	*	*	49	29	11	*
Croatia	*	*	*	*	*	*
Cuba	*	*	18	8	17	*
Czech Republic	*	*	*	5	*	*
Djibouti	*	*	*	*	*	*
Dominican Republic	*	*	9	5	*	*
Egypt	15	12	190	101	146	27
El Salvador	8	*	34	28	33	10
Eritrea	84	87	501	368	768	171
Ethiopia	22	13	92	44	167	35
France	*	*	7	*	*	*
Gabon	*	*	*	*	*	*
Gambia	*	8	539	204	140	11
Georgia	*	5	326	163	89	7
Germany	*	*	9	6	9	*
Ghana	*	*	89	41	40	6
Guatemala	*	*	*	*	*	*
Guinea	10	*	195	108	79	14



## Monthly First Asylum Applications in The Netherlands in 2022

Source: METiS

Country of citizenships	Jan	Feb	2019	2020	2021	2022
Guinea-Bissau	*	*	28	10	*	*
Guyana	*	*	*	*	*	*
Haiti	*	*	7	*	15	*
Honduras	*	*	10	6	8	*
Hungary	*	*	*	5	*	*
India	31	24	49	14	120	55
Indonesia	*	*	8	9	6	*
Iran (Islamic Republic of)	35	16	1.534	370	263	51
Iraq	47	28	621	336	746	75
Ireland	*	*	*	*	*	*
Italy	*	*	7	5	*	*
Jamaica	*	*	19	6	18	*
Japan	*	*	*	*	*	*
Jordan	5	*	116	55	19	7
Kazakhstan	13	*	36	28	13	14
Kenya	*	*	5	12	*	*
Korea, Democratic People's Republic of	*	*	*	*	*	*
Korea, Republic of	*	*	*	*	7	*
Kosovo / UNSCR 1244	*	*	56	42	22	*
Kuwait	*	*	6	8	*	*
Kyrgyzstan	*	*	16	*	*	*
Latvia	*	*	*	*	*	*
Lebanon	*	*	119	88	69	7
Liberia	*	*	29	11	10	*
Libyan Arab Jamahiriya	*	*	304	188	124	7
Lithuania	*	*	*	*	*	*
Malawi	*	*	*	*	*	*
Malaysia	*	*	*	*	10	*
Maldives	*	*	*	*	*	*
Mali	5	*	42	21	23	6
Mauritania	*	*	12	11	5	*
Mauritius	*	*	*	*	*	*
Mexico	6	*	5	7	16	7
Moldova, Republic of	*	*	1.207	32	40	*
Mongolia	*	*	14	13	8	*
Montenegro	*	*	21	*	*	*
Morocco	53	55	1.062	774	907	108
Myanmar	*	*	28	16	16	*
Nepal	*	*	8	*	*	*
Netherlands	*	*	*	*	*	*
Nicaragua	*	*	37	5	*	5
Niger	*	*	56	27	16	*
Nigeria	48	31	2.102	633	418	79
Oman	*	*	*	*	*	*
Pakistan	202	84	397	267	443	286
Palestinian Territory, Occupied	*	*	40	17	17	*
Panama	*	*	*	*	*	*



## Monthly First Asylum Applications in The Netherlands in 2022

Source: METiS

Country of citizenships	Jan	Feb	2019	2020	2021	2022
Peru	*	*	11	7	6	*
Philippines	*	*	*	8	*	*
Poland	*	*	*	10	*	*
Portugal	*	*	*	*	*	*
Republic of North Macedonia	*	5	264	54	15	5
Romania	*	*	*	*	*	*
Russian Federation	16	19	398	180	205	35
Rwanda	*	*	5	5	9	*
Saint Kitts and Nevis	*	*	*	*	*	*
Saudi Arabia	*	*	19	9	31	*
Senegal	*	*	107	45	42	*
Serbia	*	*	326	82	32	*
Sierra Leone	6	*	111	58	66	9
Somalia	88	97	222	202	903	185
South Africa	*	*	9	5	7	*
South Sudan	*	*	5	8	16	*
Spain	*	*	*	*	*	*
Sri Lanka	*	*	56	22	20	6
Stateless	*	*	38	33	43	*
Sudan	11	12	199	157	135	23
Suriname	*	*	*	17	*	*
Syrian Arab Republic	552	461	3.675	4.022	8.323	1.013
Taiwan	*	*	*	*	*	*
Tajikistan	*	*	109	19	17	*
Tanzania, United Republic of	*	*	14	17	5	*
Thailand	*	*	*	*	*	*
Togo	*	*	11	*	*	*
Trinidad and Tobago	*	*	13	*	9	5
Tunisia	29	16	296	242	264	45
Turkey	122	86	1.251	989	2.459	208
Turkmenistan	*	*	5	*	19	*
Uganda	*	*	220	85	57	*
Ukraine	6	21	132	42	71	27
United Arab Emirates	*	*	*	*	*	*
United Kingdom	*	*	*	*	*	*
United States of America	*	*	17	11	14	*
Unknown	88	49	870	581	829	137
Uzbekistan	*	*	7	11	22	6
Venezuela	8	18	182	83	72	26
Viet Nam	*	*	50	18	13	*
Yemen	91	117	645	410	1.189	208
Zambia	*	*	*	*	*	*
Zimbabwe	*	*	20	12	6	*
Other	*	*	68	23	*	*
<b>Totaal</b>	<b>1.962</b>	<b>1.601</b>	<b>22.533</b>	<b>13.673</b>	<b>24.686</b>	<b>3.563</b>

\* To conceal the lowest figures, all values between 0 and 4 are replaced by asterisk.  
Selection criterion for this table: all nationalities with at least 1 application in the current year.