



Immigratie- en Naturalisatiedienst
Ministerie van Justitie en Veiligheid

Asylum Trends

Monthly Report on Asylum Applications in The Netherlands

November 2021

Colophon

Title Asylum Trends

Subtitle Monthly Report on Asylum Applications in The Netherlands
Recent trends

Author Ministry of Justice and Security
Immigration and Naturalisation Service (IND)
IND Business Information Centre (BIC)
Rijnstraat 8 | 2515 XP Den Haag
Postbus 16275 | 2500 BG Den Haag

Migratie in beweging



EUROPESE UNIE
Het Fonds voor asiel,
migratie en integratie

Contents

<i>Colophon</i>	2
-----------------	---

Asylum applications in The Netherlands

Total asylum applications in The Netherlands	4
First asylum applications in The Netherlands	5
Repeated asylum applications in The Netherlands	6
Family reunification in The Netherlands	7
Unaccompanied minor asylum seekers in The Netherlands	8
Monthly first asylum applications in The Netherlands	9

Appendix

Appendix: Relocation and Resettlement

Appendix: Eurostat

Total asylum influx in The Netherlands (first applications, repeated applications, family reunification influx)
Source: METIS

Top 10 Last thirteen months **total** asylum applications in The Netherlands

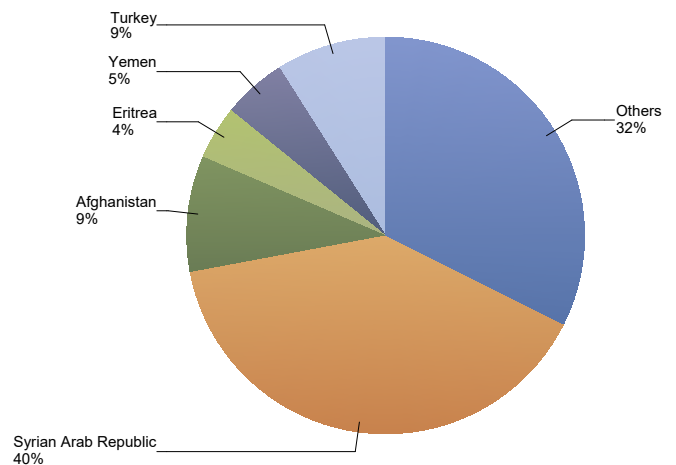
Total 2019	Total 2020	Country of citizenship	2020			2021												Last 12 months	Perc
			Nov	Dec	Total	Jan	Feb	Mar	Apr	May	Jun	Jul	Aug	Sep	Oct	Nov	Total		
5.199	5.566	Syrian Arab Republic	718	628	1.346	444	509	680	832	808	1.044	1.308	1.311	1.744	2.436	2.048	13.164	13.792	40%
893	607	Afghanistan	47	68	115	44	63	123	80	49	119	131	328	1.283	494	497	3.211	3.279	9%
1.357	1.265	Turkey	67	76	143	64	91	119	96	133	293	674	750	388	257	184	3.049	3.125	9%
852	861	Yemen	151	86	237	91	87	100	108	80	102	94	111	234	490	218	1.715	1.801	5%
2.365	1.504	Eritrea	201	144	345	59	59	103	154	153	166	147	121	97	168	142	1.369	1.513	4%
1.317	1.062	Algeria	122	138	260	108	70	96	67	74	79	88	85	112	154	126	1.059	1.197	3%
1.015	619	Iraq	61	62	123	63	58	41	53	51	66	67	61	86	246	211	1.003	1.065	3%
1.191	852	Morocco	75	83	158	75	63	71	68	57	90	86	106	103	101	90	910	993	3%
343	271	Somalia	31	23	54	23	15	29	19	37	50	81	157	230	130	143	914	937	3%
923	647	Unknown	54	58	112	32	25	51	45	52	79	102	89	114	126	137	852	910	3%
13.980	5.878	Others	492	533	1.025	345	329	422	410	420	385	559	604	694	669	788	5.625	6.158	18%
29.435	19.132	Total	2.019	1.899	3.918	1.348	1.369	1.835	1.932	1.914	2.473	3.337	3.723	5.085	5.271	4.584	32.871	34.770	100%

* To conceal the lowest figures, all values between 0 and 4 are replaced by asterisk.

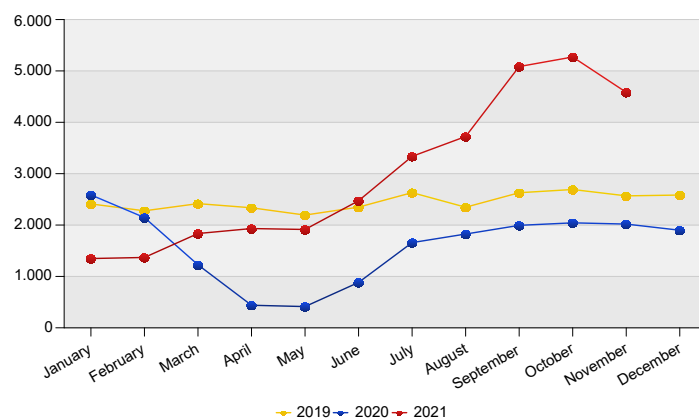
Top Total asylum applications in The Netherlands
November 2021

	Country of citizenship		%
1	Syrian Arab Republic	2.048	45%
2	Afghanistan	497	11%
3	Yemen	218	5%
4	Iraq	211	5%
5	Turkey	184	4%
6	Somalia	143	3%
7	Eritrea	142	3%
8	Unknown	137	3%
9	Algeria	126	3%
10	Morocco	90	2%
	Others	788	17%
Total November 2021		4.584	100%

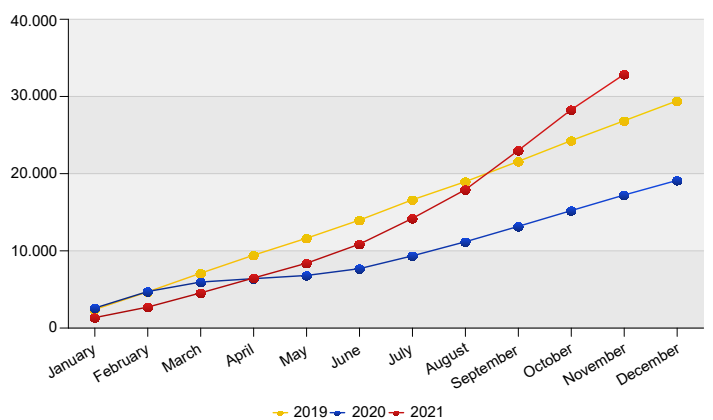
Top Nationalities total applications last twelve months
Period: Dec 2020 - Nov 2021
Number of total asylum applications: 34.770



Total asylum applications in The Netherlands



Cumulative development of total asylum applications in The Netherlands



First asylum applications in The Netherlands
Source: METIS

Top 10 Last thirteen months **first** asylum applications in The Netherlands

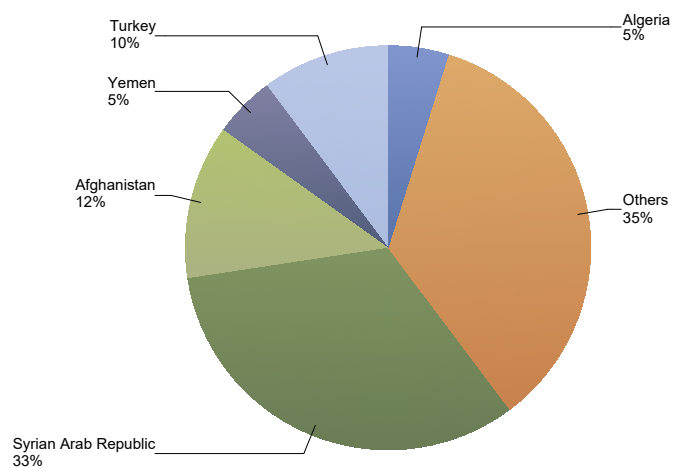
Total 2019	Total 2020 **	Country of citizenship	2020			2021												Last 12 months	Perc
			Nov	Dec	Total	Jan	Feb	Mar	Apr	May	Jun	Jul	Aug	Sep	Oct	Nov	Total		
3.675	4.022	Syrian Arab Republic	449	353	802	266	256	321	252	308	454	624	789	1.132	1.525	1.440	7.367	7.720	33%
437	389	Afghanistan	33	56	89	28	36	81	71	41	98	109	255	1.195	455	462	2.831	2.887	12%
1.251	989	Turkey	47	51	98	26	23	43	42	81	254	570	661	303	204	143	2.350	2.401	10%
645	410	Yemen	22	34	56	24	15	35	37	28	39	48	87	186	429	190	1.118	1.152	5%
1.211	993	Algeria	117	132	249	103	66	92	63	69	72	79	77	110	147	120	998	1.130	5%
1.062	774	Morocco	67	78	145	62	60	61	62	53	78	81	97	96	98	87	835	913	4%
222	202	Somalia	27	22	49	13	8	26	16	22	47	69	149	186	107	132	775	797	3%
870	581	Unknown	53	48	101	28	24	42	39	37	69	85	76	99	121	129	749	797	3%
501	368	Eritrea	27	56	83	42	46	23	44	47	85	62	88	55	88	74	654	710	3%
621	336	Iraq	30	25	55	34	15	20	20	12	28	38	31	63	207	187	655	680	3%
12.038	4.609	Others	355	361	716	242	225	277	261	253	260	353	434	528	492	625	3.950	4.311	18%
22.533	13.673	Total	1.227	1.216	2.443	868	774	1.021	907	951	1.484	2.118	2.744	3.953	3.873	3.589	22.282	23.498	100%

* To conceal the lowest figures, all values between 0 and 4 are replaced by asterisk.

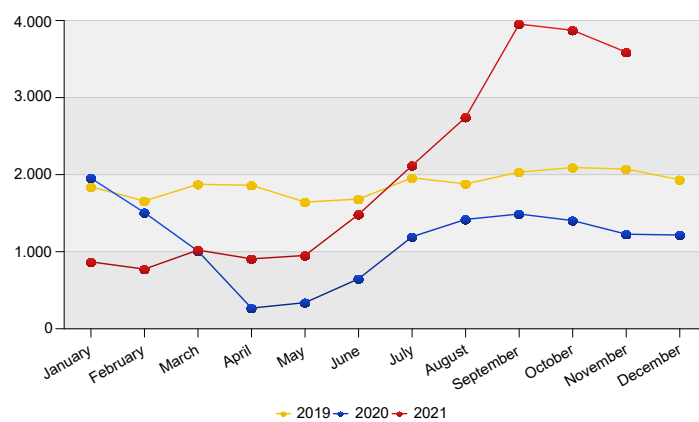
Top First asylum applications in The Netherlands
November 2021

	Country of citizenship		%
1	Syrian Arab Republic	1.440	40%
2	Afghanistan	462	13%
3	Yemen	190	5%
4	Iraq	187	5%
5	Turkey	143	4%
6	Somalia	132	4%
7	Unknown	129	4%
8	Algeria	120	3%
9	Morocco	87	2%
10	Eritrea	74	2%
	Others	625	17%
Total November 2021		3.589	100%

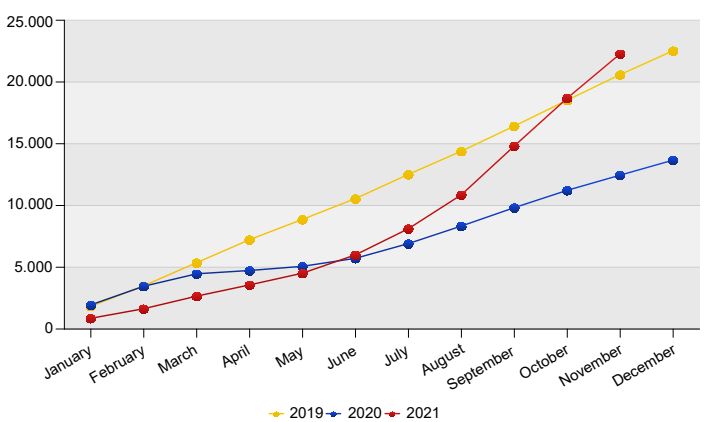
Top Nationalities first applications last twelve months
Period: Dec 2020 - Nov 2021
Number of first asylum applications: 23.498



First asylum applications in The Netherlands



Cumulative development of first asylum applications in The Netherlands



Repeated asylum applications in The Netherlands
Source: METIS

Top 10 Last thirteen months repeated asylum applications in The Netherlands

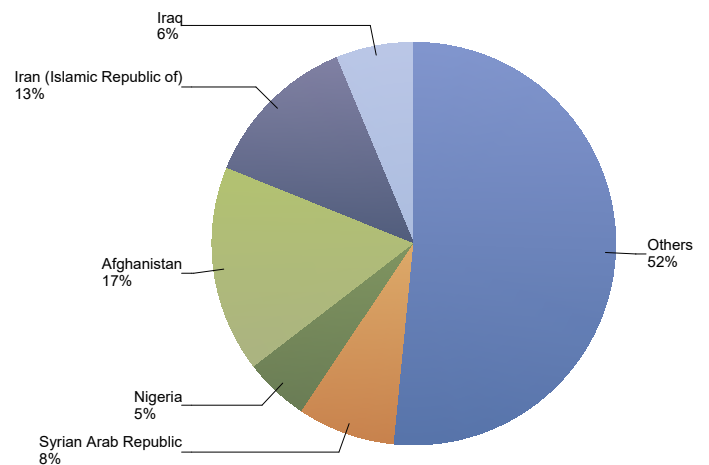
Total 2019	Total 2020	Country of citizenship	2020			2021												Last 12 months	Perc
			Nov	Dec	Total	Jan	Feb	Mar	Apr	May	Jun	Jul	Aug	Sep	Oct	Nov	Total		
354	182	Afghanistan	14	9	23	15	19	20	9	6	*	18	69	78	29	22	289	298	17%
261	182	Iran (Islamic Republic of)	23	18	41	9	15	17	20	29	17	31	12	17	22	20	209	227	13%
161	83	Syrian Arab Republic	12	8	20	*	17	5	20	6	*	8	19	6	21	27	133	141	8%
303	175	Iraq	9	8	17	16	7	8	6	5	7	8	5	11	16	16	105	113	6%
95	96	Nigeria	12	12	24	6	*	11	7	11	5	*	10	6	7	12	81	93	5%
85	66	Eritrea	5	5	10	*	5	10	5	9	9	6	5	8	5	5	69	74	4%
127	73	Morocco	*	5	9	10	*	10	6	*	9	*	9	6	*	*	67	72	4%
106	68	Algeria	5	5	10	5	*	*	*	5	7	7	7	*	6	6	57	62	3%
67	35	Somalia	*	*	5	8	*	*	*	*	*	*	*	19	15	*	58	59	3%
24	33	Stateless	7	8	15	*	*	*	*	9	*	*	9	*	*	*	24	32	2%
1.140	603	Others	60	57	117	42	45	57	57	46	43	60	59	49	62	52	572	629	35%
2.723	1.596	Total	155	136	291	115	120	144	138	133	106	146	207	202	189	164	1.664	1.800	100%

* To conceal the lowest figures, all values between 0 and 4 are replaced by asterisk.

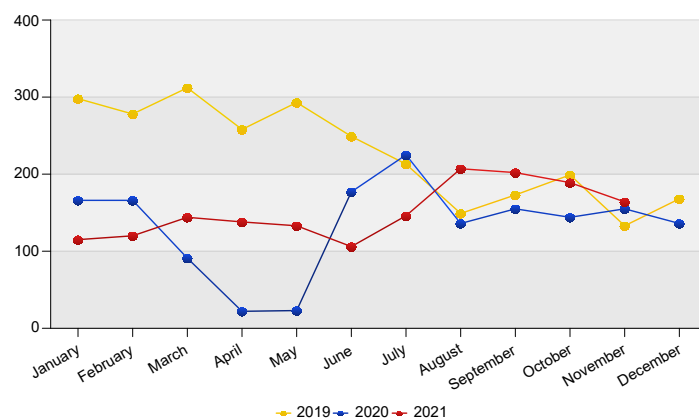
Top Repeated asylum applications in The Netherlands November 2021

Country of citizenship		%
1 Syrian Arab Republic	27	16%
2 Afghanistan	22	13%
3 Iran (Islamic Republic of)	20	12%
4 Iraq	16	10%
5 Nigeria	12	7%
Others	67	41%
Total November 2021	164	100%

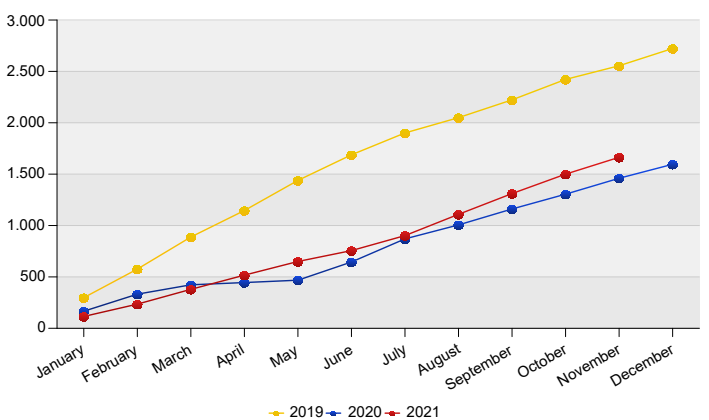
Top Nationalities repeated asylum applications last twelve months
Period: Dec 2020 - Nov 2021
Number of repeated asylum applications: 1.800



Repeated asylum applications in The Netherlands



Cumulative development of repeated asylum applications in The Netherlands



Influx of family reunification in The Netherlands (Council Directive 2003/86/EC Chapter V)
 Source: METIS

Top 10 Last thirteen months Influx of family reunification in The Netherlands

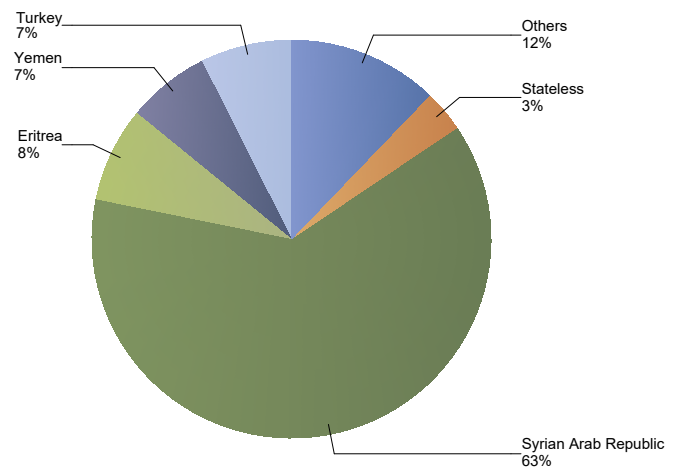
Total 2019	Total 2020	Country of citizenship	2020			2021												Last 12 months	Perc
			Nov	Dec	Total	Jan	Feb	Mar	Apr	May	Jun	Jul	Aug	Sep	Oct	Nov	Total		
1.363	1.461	Syrian Arab Republic	257	267	524	176	236	354	560	494	588	676	503	606	890	581	5.664	5.931	63%
1.779	1.070	Eritrea	169	83	252	15	8	70	105	97	72	79	28	34	75	63	646	729	8%
76	255	Turkey	20	24	44	38	66	73	50	50	39	101	88	82	53	40	680	704	7%
201	423	Yemen	125	51	176	65	72	64	70	51	63	42	24	47	56	28	582	633	7%
142	132	Stateless	12	30	42	5	12	12	18	20	27	44	31	52	39	32	292	322	3%
91	108	Iraq	22	29	51	13	36	13	27	34	31	21	25	12	23	8	243	272	3%
68	97	Pakistan	*	13	14	13	*	6	17	8	7	28	9	28	19	17	152	165	2%
62	48	Iran (Islamic Republic of)	11	20	31	15	*	28	13	11	*	*	*	*	8	13	103	123	1%
102	36	Afghanistan	*	*	*	*	8	22	*	*	17	*	*	10	10	13	91	94	1%
21	40	Unknown	*	5	6	*	*	5	6	11	8	16	8	14	5	6	82	87	1%
274	193	Others	19	22	41	22	34	23	21	52	28	59	49	41	31	30	390	412	4%
4.179	3.863	Total	637	547	1.184	365	475	670	887	830	883	1.073	772	930	1.209	831	8.925	9.472	100%

* To conceal the lowest figures, all values between 0 and 4 are replaced by asterisk.

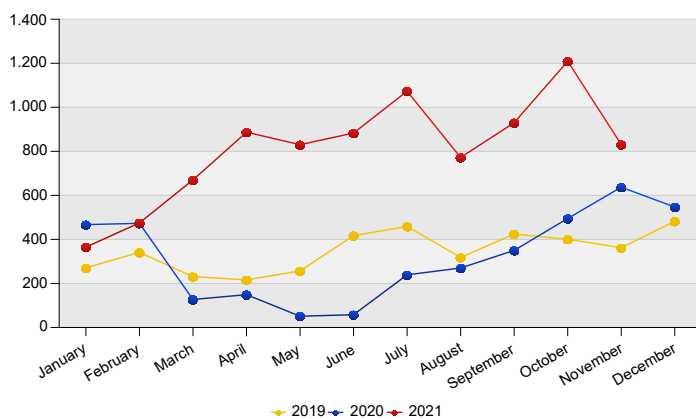
Top Influx of family reunification in The Netherlands November 2021

Country of citizenship			%
1	Syrian Arab Republic	581	70%
2	Eritrea	63	8%
3	Turkey	40	5%
4	Stateless	32	4%
5	Yemen	28	3%
	Others	87	10%
Total November 2021		831	100%

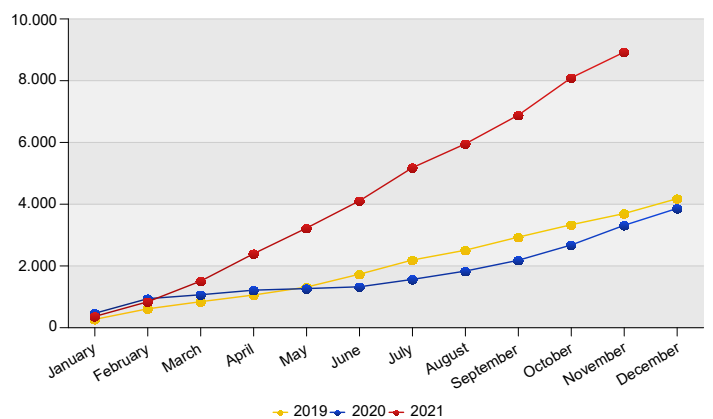
Top Nationalities Influx of family reunification last twelve months
 Period: Dec 2020 - Nov 2021
 Number of influx family reunification: 9.472



Influx of family reunification in The Netherlands



Cumulative development of Influx of family reunification in The Netherlands



Influx of indicated unaccompanied minor asylum seekers in The Netherlands
Source: METIS

Top 10 Unaccompanied minor asylum applications in The Netherlands

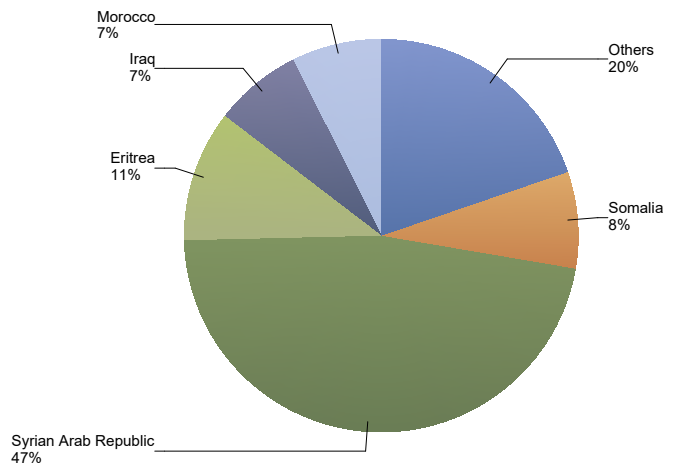
Total 2019	Total 2020	Country of citizenship	2020			2021												Last 12 months	Perc
			Nov	Dec	Total	Jan	Feb	Mar	Apr	May	Jun	Jul	Aug	Sep	Oct	Nov	Total		
308	446	Syrian Arab Republic	73	61	134	41	30	44	35	34	38	56	132	146	196	164	916	977	47%
111	81	Eritrea	5	25	30	11	14	*	12	*	31	26	36	11	25	29	199	224	11%
26	27	Somalia	8	5	13	*	*	5	*	9	13	12	41	39	18	18	160	165	8%
163	143	Morocco	24	23	47	13	8	9	12	11	10	9	12	16	15	16	131	154	7%
64	21	Iraq	*	*	*	*	*	*	*	*	6	5	*	14	73	43	149	150	7%
56	46	Afghanistan	*	5	9	*	*	*	5	6	7	10	15	13	5	9	79	84	4%
68	61	Algeria	10	17	27	7	*	*	*	*	6	*	8	8	10	8	64	81	4%
35	31	Unknown	*	6	8	*	*	*	*	*	6	5	6	8	21	7	64	70	3%
23	18	Yemen	*	*	5	*	*	*	*	*	*	5	5	*	30	15	62	63	3%
10	19	Sudan	*	5	8	*	*	*	*	*	*	*	*	*	*	*	11	16	1%
182	93	Others	11	16	27	6	7	*	*	*	*	5	9	18	15	13	81	97	5%
1.046	986	Total	146	165	311	84	71	73	78	75	117	138	266	278	411	325	1.916	2.081	100%

* To conceal the lowest figures, all values between 0 and 4 are replaced by asterisk.

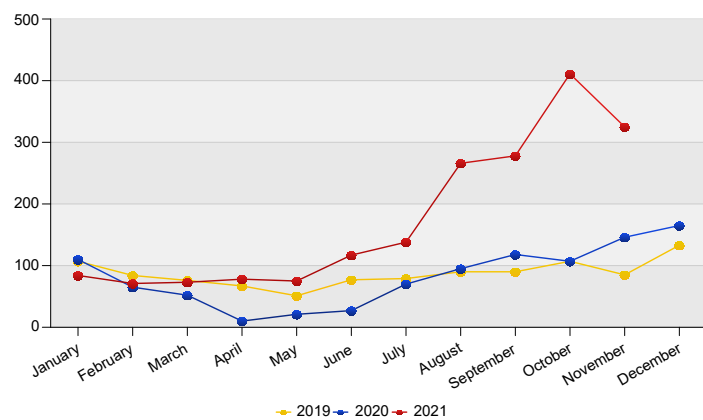
Top Unaccompanied minor asylum applications in The Netherlands November 2021

	Country of citizenship		%
1	Syrian Arab Republic	164	50%
2	Iraq	43	13%
3	Eritrea	29	9%
4	Somalia	18	6%
5	Morocco	16	5%
	Others	55	17%
Total November 2021		325	100%

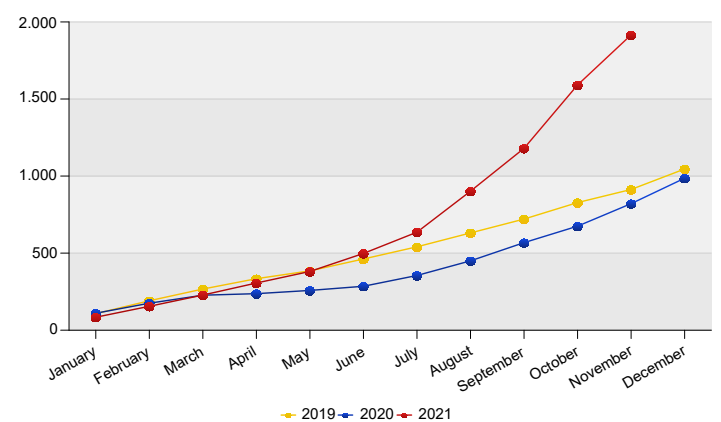
Top Nationalities unaccompanied minor asylum applications last twelve months
Period: Dec 2020 - Nov 2021
Number of unaccompanied minor asylum applications: 2.081



Unaccompanied minor asylum applications in The Netherlands



Cumulative development of Unaccompanied minor asylum applications in The Netherlands



Monthly First Asylum Applications in The Netherlands in 2021
 Source: METIS

Country of citizenships	Jan	Feb	Mar	Apr	May	Jun	Jul	Aug	Sep	Oct	Nov	2019	2020	2021	Total 2018
Afghanistan	28	36	81	71	41	98	109	255	1.195	455	462	437	389	2.831	325
Albania	*	*	*	*	*	7	5	13	8	5	192	82	53	551	
Algeria	103	66	92	63	69	72	79	77	110	147	120	1.211	993	998	1.267
Angola	*	*	*	*	*	*	*	*	*	*	*	56	12	5	30
Argentina	*	*	*	*	*	*	*	*	*	*	*	*	*	*	*
Armenia	*	*	*	5	*	*	*	6	*	*	*	72	25	28	62
Australia	*	*	*	*	*	*	*	*	*	*	*	*	*	*	*
Azerbaijan	*	*	8	9	*	6	9	6	13	6	6	375	115	70	239
Bahrain	*	*	*	*	*	*	*	*	*	*	*	*	5	*	5
Bangladesh	*	*	*	*	*	*	*	*	*	*	*	20	21	11	22
Barbados	*	*	*	*	*	*	*	*	*	*	*	*	*	*	*
Belarus	*	9	12	5	5	7	6	6	8	*	12	165	84	76	252
Belgium	*	*	*	*	*	*	*	*	*	*	*	*	*	*	*
Benin	*	*	*	*	*	*	*	*	*	*	*	*	*	*	11
Bolivia	*	*	*	*	*	*	*	*	*	*	*	*	*	*	*
Bosnia and Herzegovina	*	*	*	*	*	*	*	*	*	*	*	72	11	*	49
Brazil	*	*	*	*	*	*	*	*	*	*	*	8	19	12	7
Bulgaria	*	*	*	*	*	*	*	*	*	*	*	*	5	*	*
Burkina Faso	*	*	*	*	*	*	*	*	*	*	*	8	8	7	6
Burundi	*	*	*	*	*	*	*	*	*	*	*	*	*	*	11
Cameroon	*	*	*	*	*	*	*	*	*	*	*	49	36	15	28
Canada	*	*	*	*	*	*	*	*	*	*	*	*	*	*	*
Cape Verde	*	*	*	*	*	*	*	*	*	*	*	*	*	*	*
Central African Republic	*	*	*	*	*	*	*	*	*	*	*	*	*	*	*
Chad	*	*	*	*	*	*	*	*	*	8	*	22	11	16	36
Chile	*	*	*	*	*	*	*	*	*	*	*	*	*	*	*
China (including Hong Kong)	*	*	5	*	*	*	23	46	17	15	21	155	56	140	164
Colombia	*	*	*	*	*	8	9	10	17	40	53	158	106	150	44
Comoros	*	*	*	*	*	*	*	*	*	*	*	*	*	*	*
Congo, the Democratic Republic of the	*	*	*	*	*	*	*	*	*	*	*	10	10	11	14
Congo, the Republic of the	*	*	*	*	*	*	*	*	5	*	*	43	17	23	27
Costa Rica	*	*	*	*	*	*	*	*	*	*	*	*	*	*	*
Cote d'Ivoire	*	*	*	*	*	*	*	*	*	*	*	49	29	11	51
Croatia	*	*	*	*	*	*	*	*	*	*	*	*	*	*	*
Cuba	*	*	*	*	*	*	*	*	*	*	5	18	8	13	162
Czech Republic	*	*	*	*	*	*	*	*	*	*	*	*	5	*	*
Djibouti	*	*	*	*	*	*	*	*	*	*	*	*	*	*	5
Dominican Republic	*	*	*	*	*	*	*	*	*	*	*	9	5	*	7
East Timor	*	*	*	*	*	*	*	*	*	*	*	8	*	*	*
Ecuador	*	*	*	*	*	*	*	*	*	*	*	*	*	*	*
Egypt	*	*	5	5	6	7	*	14	30	23	25	190	101	126	149
El Salvador	*	*	*	*	*	*	*	5	*	*	21	34	28	33	21
Eritrea	42	46	23	44	47	85	62	88	55	88	74	501	368	654	1.284
Estonia	*	*	*	*	*	*	*	*	*	*	*	*	*	*	*
Ethiopia	*	5	10	7	*	11	14	10	38	25	15	92	44	143	54
France	*	*	*	*	*	*	*	*	*	*	*	7	*	*	*
Gabon	*	*	*	*	*	*	*	*	*	*	*	*	*	*	*
Gambia	8	10	8	13	13	15	10	14	8	14	21	539	204	134	351
Georgia	*	*	7	11	8	11	7	*	9	18	326	163	82	350	
Germany	*	*	*	8	*	*	*	*	*	*	*	9	6	9	5
Ghana	8	*	*	*	*	*	*	*	5	*	*	89	41	38	80
Greece	*	*	*	*	*	*	*	*	*	*	*	5	*	*	*
Guatemala	*	*	*	*	*	*	*	*	*	*	*	*	*	*	*
Guinea	6	*	8	*	10	6	8	*	8	7	8	195	108	71	242
Guinea-Bissau	*	*	*	*	*	*	*	*	*	*	*	28	10	*	17
Guyana	*	*	*	*	*	*	*	*	*	*	*	*	*	*	*
Haiti	*	*	*	*	*	*	*	*	*	*	*	7	*	9	*
Honduras	*	*	*	*	*	*	*	*	*	*	*	10	6	*	7
Hungary	*	*	*	*	*	*	*	*	*	*	*	*	5	*	*
India	*	*	*	*	*	*	14	46	14	15	12	49	14	108	49
Indonesia	*	*	*	*	*	*	*	*	*	*	*	8	9	6	8
Iran (Islamic Republic of)	14	11	13	12	18	14	24	32	37	23	35	1.534	370	233	1.869
Iraq	34	15	20	20	12	28	38	31	63	207	187	621	336	655	737
Israel	*	*	*	*	*	*	*	*	*	*	*	*	*	*	6
Italy	*	*	*	*	*	*	*	*	*	*	*	7	5	*	*
Jamaica	*	*	*	*	*	*	*	*	*	*	8	19	6	16	16
Japan	*	*	*	*	*	*	*	*	*	*	*	*	*	*	*
Jordan	*	*	*	*	*	*	*	*	*	*	*	116	55	15	74
Kazakhstan	*	*	*	*	*	*	*	*	*	*	*	36	28	11	17
Kenya	*	*	*	*	*	*	*	*	*	*	*	5	12	*	17
Korea, Democratic People's Republic of	*	*	*	*	*	*	*	*	*	*	*	*	*	*	*
Korea, Republic of	*	*	*	*	*	*	*	*	*	*	*	*	*	7	*
Kosovo / UNSCR 1244	*	*	*	*	*	*	14	*	*	*	*	56	42	22	36
Kuwait	*	*	*	*	*	*	*	*	*	*	*	6	8	*	*
Kyrgyzstan	*	*	*	*	*	*	*	*	*	*	*	16	*	*	10
Latvia	*	*	*	*	*	*	*	*	*	*	*	*	*	*	*
Lebanon	*	7	8	*	*	*	*	15	*	16	5	119	88	62	71
Liberia	*	*	*	*	*	*	*	*	*	*	*	29	11	10	22
Libyan Arab Jamahiriya	9	9	14	5	5	10	9	11	5	19	21	304	188	117	462
Lithuania	*	*	*	*	*	*	*	*	*	*	*	*	*	*	*
Malawi	*	*	*	*	*	*	*	*	*	*	*	*	*	*	*
Malaysia	*	*	6	*	*	*	*	*	*	*	*	*	*	8	*
Maldives	*	*	*	*	*	*	*	*	*	*	*	*	*	*	*
Mali	*	*	*	*	*	*	*	*	*	*	*	42	21	22	37
Mauritania	*	*	*	*	*	*	*	*	*	*	*	12	11	*	10
Mauritius	*	*	*	*	*	*	*	*	*	*	*	*	*	*	*
Mexico	*	*	*	7	*	*	5	*	*	*	*	5	7	16	*
Moldova, Republic of	*	*	*	*	*	6	*	*	13	*	*	1.207	32	29	831
Mongolia	*	*	*	*	*	*	*	*	*	*	*	14	13	5	23
Montenegro	*	*	*	*	*	*	*	*	*	*	*	21	*	*	*
Morocco	62	60	61	62	53	78	81	97	96	98	87	1.062	774	835	1.066
Mozambique	*	*	*	*	*	*	*	*	*	*	*	*	*	*	*
Myanmar	*	*	*	*	*	*	*	*	*	*	*	28	16	13	32

Monthly First Asylum Applications in The Netherlands in 2021

Source: METIS

Country of citizenship	Jan	Feb	Mar	Apr	May	Jun	Jul	Aug	Sep	Oct	Nov	2019	2020	2021	Total 2018
Namibia	*	*	*	*	*	*	*	*	*	*	*	*	*	*	*
Nepal	*	*	*	*	*	*	*	*	*	*	*	8	*	*	*
Netherlands	*	*	*	*	*	*	*	*	*	*	*	*	*	*	8
Nicaragua	*	*	*	*	*	*	*	*	*	*	*	37	5	*	30
Niger	*	*	*	*	*	*	*	*	*	*	*	56	27	14	24
Nigeria	39	31	35	42	25	37	33	31	26	30	49	2.102	633	378	558
Oman	*	*	*	*	*	*	*	*	*	*	*	*	*	*	*
Pakistan	25	22	52	29	13	16	22	29	66	53	67	397	267	394	309
Palestinian Territory, Occupied	*	*	*	*	*	*	*	*	*	*	5	40	17	11	79
Panama	*	*	*	*	*	*	*	*	*	*	*	*	*	*	*
Peru	*	*	*	*	*	*	*	*	*	*	*	11	7	6	*
Philippines	*	*	*	*	*	*	*	*	*	*	*	*	8	*	*
Poland	*	*	*	*	*	*	*	*	*	*	*	*	10	*	*
Portugal	*	*	*	*	*	*	*	*	*	*	*	*	*	*	*
Republic of North Macedonia	*	*	*	*	*	*	*	*	6	*	*	264	54	15	*
Romania	*	*	*	*	*	*	*	*	*	*	*	*	*	*	*
Russian Federation	7	6	8	16	23	13	21	19	30	18	20	398	180	181	294
Rwanda	*	*	*	*	*	*	*	*	*	*	*	5	5	9	20
Saint Kitts and Nevis	*	*	*	*	*	*	*	*	*	*	*	*	*	*	*
Saint Lucia	*	*	*	*	*	*	*	*	*	*	*	*	*	*	*
Saudi Arabia	*	*	*	*	*	*	5	*	6	*	*	19	9	24	10
Senegal	6	*	*	*	*	*	*	8	*	*	*	107	45	40	62
Serbia	*	*	*	6	5	*	*	*	5	7	*	326	82	30	125
Sierra Leone	7	11	5	*	*	5	*	8	*	6	9	111	58	62	88
Somalia	13	8	26	16	22	47	69	149	186	107	132	222	202	775	133
South Africa	*	*	*	*	*	*	*	*	*	*	*	9	5	7	5
South Sudan	*	*	*	*	*	*	*	*	*	*	*	5	8	12	*
Spain	*	*	*	*	*	*	*	*	*	*	*	*	*	*	*
Sri Lanka	*	*	*	*	*	*	*	*	*	*	*	56	22	11	30
Stateless	*	*	*	5	*	*	*	*	*	5	9	38	33	36	49
Sudan	14	*	8	*	6	9	9	9	16	19	20	199	157	116	249
Suriname	*	*	*	*	*	*	*	*	*	*	*	*	17	*	6
Sweden	*	*	*	*	*	*	*	*	*	*	*	*	*	*	*
Syrian Arab Republic	266	256	321	252	308	454	624	789	1.132	1.525	1.440	3.675	4.022	7.367	2.956
Taiwan	*	*	*	*	*	*	*	*	*	*	*	*	*	*	*
Tajikistan	*	*	*	*	*	*	8	*	*	*	*	109	19	16	178
Tanzania, United Republic of	*	*	*	*	*	*	*	*	*	*	*	14	17	5	6
Thailand	*	*	*	*	*	*	*	*	*	*	*	*	*	*	*
Togo	*	*	*	*	*	*	*	*	*	*	*	11	*	*	7
Trinidad and Tobago	*	*	*	*	*	*	*	*	*	*	*	13	*	8	23
Tunisia	22	25	17	12	16	11	12	16	39	38	36	296	242	244	387
Turkey	26	23	43	42	81	254	570	661	303	204	143	1.251	989	2.350	1.301
Turkmenistan	*	*	*	5	*	*	*	*	9	*	*	5	*	19	10
Uganda	*	*	7	6	6	*	5	*	*	*	7	220	85	50	145
Ukraine	*	*	*	*	6	*	*	16	10	5	13	132	42	64	303
United Arab Emirates	*	*	*	*	*	*	*	*	*	*	*	*	*	*	*
United Kingdom	*	*	*	*	*	*	*	*	*	*	*	*	*	*	*
United States of America	*	*	*	*	*	*	6	*	*	*	*	*	*	*	*
Unknown	28	24	42	39	37	69	85	76	99	121	129	870	581	749	678
Uruguay	*	*	*	*	*	*	*	*	*	*	*	*	*	*	*
Uzbekistan	*	*	*	*	*	*	*	*	*	*	*	7	11	20	12
Venezuela	*	*	*	*	5	*	*	*	8	7	25	182	83	58	150
Viet Nam	*	*	*	*	*	*	*	*	*	*	*	50	18	13	41
Yemen	24	15	35	37	28	39	48	87	186	429	190	645	410	1.118	528
Zambia	*	*	*	*	*	*	*	*	*	*	*	*	*	*	*
Zimbabwe	*	*	*	*	*	*	*	*	*	*	*	20	12	6	5
Other	*	*	*	*	*	*	*	*	*	*	*	46	*	*	102
Totaal	868	774	1.021	907	951	1.484	2.118	2.744	3.953	3.873	3.589	22.533	13.673	22.282	20.353

* To conceal the lowest figures, all values between 0 and 4 are replaced by asterisk.
Selection criterion for this table: all nationalities with at least 1 application in the current year.