



Immigratie- en Naturalisatiedienst  
*Ministerie van Justitie en Veiligheid*

## **Asylum Trends**

Monthly Report on Asylum Applications in The Netherlands

May 2022

## Colophon

**Title** Asylum Trends

**Subtitle** Monthly Report on Asylum Applications in The Netherlands  
Recent trends

**Author** Ministry of Justice and Security  
Immigration and Naturalisation Service (IND)  
IND Business Information Centre (BIC)  
Rijnstraat 8 | 2515 XP Den Haag  
Postbus 16275 | 2500 BG Den Haag

Migratie in beweging



EUROPESE UNIE  
Het Fonds voor asiel,  
migratie en integratie

# Contents

|                 |   |
|-----------------|---|
| <i>Colophon</i> | 2 |
|-----------------|---|

## **Asylum applications in The Netherlands**

|   |   |
|---|---|
| Total asylum applications in The Netherlands          | 4 |
| First asylum applications in The Netherlands          | 5 |
| Repeated asylum applications in The Netherlands       | 6 |
| Family reunification in The Netherlands               | 7 |
| Unaccompanied minor asylum seekers in The Netherlands | 8 |
| Monthly first asylum applications in The Netherlands  | 9 |

## **Appendix**

Appendix: Relocation and Resettlement

**Total asylum influx in The Netherlands (first applications, repeated applications, family reunification influx)**  
Source: METIS

Top 10 Last thirteen months **total** asylum applications in The Netherlands

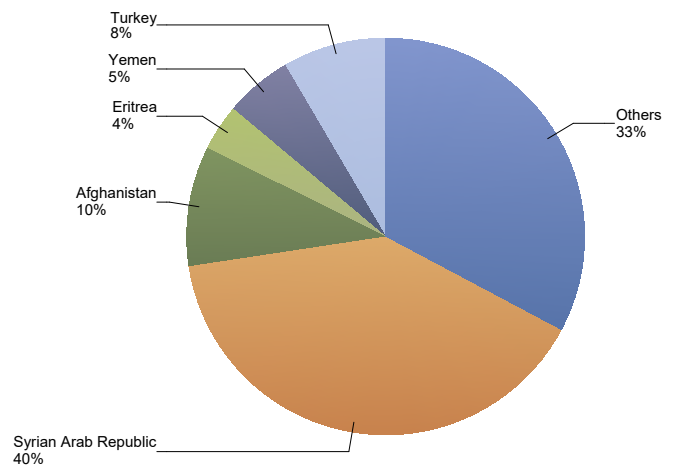
| Total 2020 | Total 2021 | Country of citizenship | 2021  |       |       |       |       |       |       |       |        |       | 2022  |       |       |       |        |        | Last 12 months | Perc |
|------------|------------|------------------------|-------|-------|-------|-------|-------|-------|-------|-------|--------|-------|-------|-------|-------|-------|--------|--------|----------------|------|
|            |            |                        | May   | Jun   | Jul   | Aug   | Sep   | Oct   | Nov   | Dec   | Total  | Jan   | Feb   | Mar   | Apr   | May   | Total  |        |                |      |
| 5.566      | 14.904     | Syrian Arab Republic   | 808   | 1.044 | 1.308 | 1.311 | 1.744 | 2.433 | 2.047 | 1.744 | 12.439 | 1.018 | 978   | 1.408 | 1.197 | 1.399 | 6.000  | 17.631 | 40%            |      |
| 607        | 3.425      | Afghanistan            | 49    | 119   | 131   | 328   | 1.282 | 495   | 494   | 217   | 3.115  | 143   | 109   | 542   | 306   | 144   | 1.244  | 4.310  | 10%            |      |
| 1.265      | 3.215      | Turkey                 | 133   | 293   | 674   | 750   | 388   | 257   | 184   | 165   | 2.844  | 159   | 138   | 210   | 250   | 271   | 1.028  | 3.739  | 8%             |      |
| 861        | 1.855      | Yemen                  | 80    | 102   | 94    | 111   | 238   | 490   | 219   | 135   | 1.469  | 120   | 145   | 352   | 201   | 207   | 1.025  | 2.414  | 5%             |      |
| 1.504      | 1.576      | Eritrea                | 153   | 166   | 147   | 121   | 97    | 168   | 142   | 207   | 1.201  | 112   | 122   | 112   | 139   | 129   | 614    | 1.662  | 4%             |      |
| 271        | 1.059      | Somalia                | 37    | 50    | 81    | 157   | 230   | 130   | 143   | 145   | 973    | 96    | 114   | 177   | 81    | 157   | 625    | 1.561  | 4%             |      |
| 1.062      | 1.176      | Algeria                | 74    | 79    | 88    | 85    | 112   | 154   | 126   | 117   | 835    | 88    | 117   | 118   | 51    | 93    | 467    | 1.228  | 3%             |      |
| 647        | 952        | Unknown                | 52    | 79    | 102   | 89    | 114   | 124   | 138   | 101   | 799    | 99    | 77    | 135   | 70    | 97    | 478    | 1.225  | 3%             |      |
| 619        | 1.133      | Iraq                   | 51    | 66    | 67    | 61    | 86    | 246   | 211   | 130   | 918    | 63    | 57    | 92    | 94    | 35    | 341    | 1.208  | 3%             |      |
| 852        | 988        | Morocco                | 57    | 90    | 86    | 106   | 103   | 101   | 89    | 79    | 711    | 53    | 55    | 85    | 59    | 82    | 334    | 988    | 2%             |      |
| 5.878      | 6.337      | Others                 | 420   | 385   | 559   | 604   | 696   | 671   | 785   | 711   | 4.831  | 772   | 603   | 971   | 784   | 755   | 3.885  | 8.296  | 19%            |      |
| 19.132     | 36.620     | Total                  | 1.914 | 2.473 | 3.337 | 3.723 | 5.090 | 5.269 | 4.578 | 3.751 | 30.135 | 2.723 | 2.515 | 4.202 | 3.232 | 3.369 | 16.041 | 44.262 | 100%           |      |

\* To conceal the lowest figures, all values between 0 and 4 are replaced by asterisk.

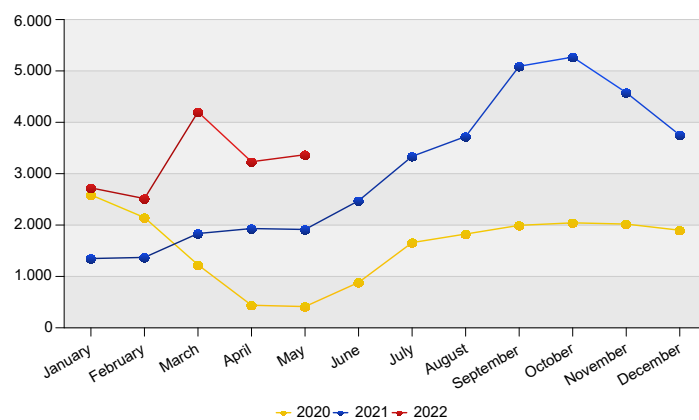
Top Total asylum applications in The Netherlands  
May 2022

|                       | Country of citizenship     |              | %           |
|-----------------------|----------------------------|--------------|-------------|
| 1                     | Syrian Arab Republic       | 1.399        | 42%         |
| 2                     | Turkey                     | 271          | 8%          |
| 3                     | Yemen                      | 207          | 6%          |
| 4                     | Somalia                    | 157          | 5%          |
| 5                     | Afghanistan                | 144          | 4%          |
| 6                     | Eritrea                    | 129          | 4%          |
| 7                     | Unknown                    | 97           | 3%          |
| 8                     | Algeria                    | 93           | 3%          |
| 9                     | Iran (Islamic Republic of) | 82           | 2%          |
| 10                    | Morocco                    | 82           | 2%          |
| 11                    | Nigeria                    | 63           | 2%          |
|                       | Others                     | 645          | 19%         |
| <b>Total May 2022</b> |                            | <b>3.369</b> | <b>100%</b> |

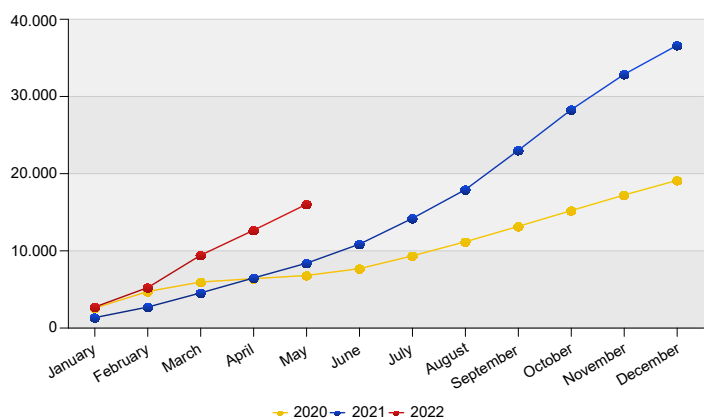
Top Nationalities total applications last twelve months  
Period: Jun 2021 - May 2022  
Number of total asylum applications: 44.262



Total asylum applications in The Netherlands



Cumulative development of total asylum applications in The Netherlands



**First asylum applications in The Netherlands**  
Source: METIS

Top 10 Last thirteen months **first** asylum applications in The Netherlands

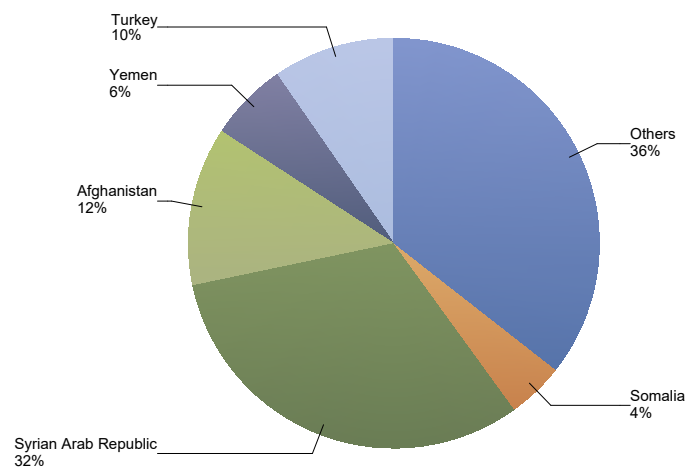
| Total 2020 | Total 2021 ** | Country of citizenship | 2021 |       |       |       |       |       |       |       |        |       | 2022  |       |       |       |        | Last 12 months | Perc |
|------------|---------------|------------------------|------|-------|-------|-------|-------|-------|-------|-------|--------|-------|-------|-------|-------|-------|--------|----------------|------|
|            |               |                        | May  | Jun   | Jul   | Aug   | Sep   | Oct   | Nov   | Dec   | Total  | Jan   | Feb   | Mar   | Apr   | May   | Total  |                |      |
| 4.022      | 8.323         | Syrian Arab Republic   | 308  | 454   | 624   | 789   | 1.132 | 1.523 | 1.437 | 961   | 7.228  | 550   | 460   | 624   | 579   | 764   | 2.977  | 9.897          | 32%  |
| 389        | 3.006         | Afghanistan            | 41   | 98    | 109   | 255   | 1.194 | 456   | 459   | 178   | 2.790  | 125   | 93    | 506   | 299   | 120   | 1.143  | 3.892          | 12%  |
| 989        | 2.459         | Turkey                 | 81   | 254   | 570   | 661   | 303   | 204   | 143   | 109   | 2.325  | 122   | 85    | 154   | 206   | 197   | 764    | 3.008          | 10%  |
| 410        | 1.189         | Yemen                  | 28   | 39    | 48    | 87    | 186   | 429   | 190   | 71    | 1.078  | 91    | 117   | 318   | 183   | 172   | 881    | 1.931          | 6%   |
| 202        | 903           | Somalia                | 22   | 47    | 69    | 149   | 186   | 107   | 132   | 128   | 840    | 87    | 97    | 157   | 79    | 151   | 571    | 1.389          | 4%   |
| 993        | 1.105         | Algeria                | 69   | 72    | 79    | 77    | 110   | 147   | 120   | 107   | 781    | 86    | 110   | 115   | 46    | 89    | 446    | 1.158          | 4%   |
| 581        | 829           | Unknown                | 37   | 69    | 85    | 76    | 99    | 119   | 130   | 81    | 696    | 88    | 53    | 95    | 58    | 87    | 381    | 1.040          | 3%   |
| 368        | 768           | Eritrea                | 47   | 85    | 62    | 88    | 55    | 88    | 74    | 114   | 613    | 84    | 87    | 77    | 88    | 84    | 420    | 986            | 3%   |
| 774        | 907           | Morocco                | 53   | 78    | 81    | 97    | 96    | 98    | 86    | 73    | 662    | 53    | 53    | 82    | 56    | 78    | 322    | 931            | 3%   |
| 336        | 746           | Iraq                   | 12   | 28    | 38    | 31    | 63    | 207   | 187   | 91    | 657    | 47    | 28    | 58    | 61    | 24    | 218    | 863            | 3%   |
| 4.609      | 4.451         | Others                 | 253  | 260   | 353   | 434   | 527   | 493   | 622   | 504   | 3.446  | 627   | 414   | 735   | 579   | 577   | 2.932  | 6.125          | 20%  |
| 13.673     | 24.686        | Total                  | 951  | 1.484 | 2.118 | 2.744 | 3.951 | 3.871 | 3.580 | 2.417 | 21.116 | 1.960 | 1.597 | 2.921 | 2.234 | 2.343 | 11.055 | 31.220         | 100% |

\* To conceal the lowest figures, all values between 0 and 4 are replaced by asterisk.

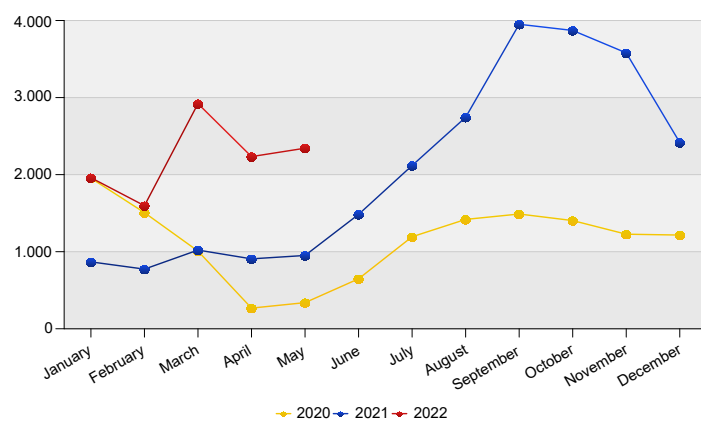
Top First asylum applications in The Netherlands  
May 2022

|                       | Country of citizenship |              | %           |
|-----------------------|------------------------|--------------|-------------|
| 1                     | Syrian Arab Republic   | 764          | 33%         |
| 2                     | Turkey                 | 197          | 8%          |
| 3                     | Yemen                  | 172          | 7%          |
| 4                     | Somalia                | 151          | 6%          |
| 5                     | Afghanistan            | 120          | 5%          |
| 6                     | Algeria                | 89           | 4%          |
| 7                     | Unknown                | 87           | 4%          |
| 8                     | Eritrea                | 84           | 4%          |
| 9                     | Morocco                | 78           | 3%          |
| 10                    | Nigeria                | 59           | 3%          |
|                       | Others                 | 542          | 23%         |
| <b>Total May 2022</b> |                        | <b>2.343</b> | <b>100%</b> |

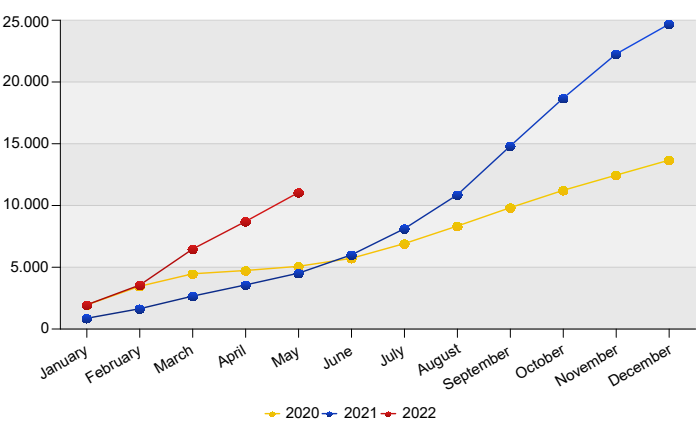
Top Nationalities first applications last twelve months  
Period: Jun 2021 - May 2022  
Number of first asylum applications: 31.220



First asylum applications in The Netherlands



Cumulative development of first asylum applications in The Netherlands



**Repeated asylum applications in The Netherlands**  
Source: METIS

Top 10 Last thirteen months repeated asylum applications in The Netherlands

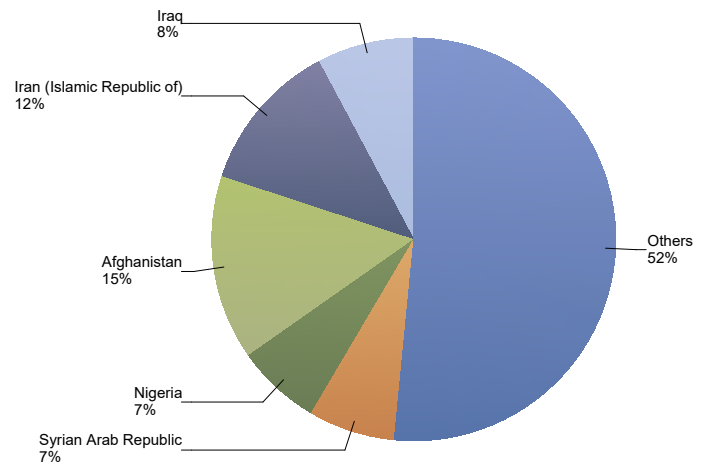
| Total 2020 | Total 2021 | Country of citizenship     | 2021 |     |     |     |     |     |     |     |       |     | 2022 |     |     |     |       | Last 12 months | Perc |
|------------|------------|----------------------------|------|-----|-----|-----|-----|-----|-----|-----|-------|-----|------|-----|-----|-----|-------|----------------|------|
|            |            |                            | May  | Jun | Jul | Aug | Sep | Oct | Nov | Dec | Total | Jan | Feb  | Mar | Apr | May | Total |                |      |
| 182        | 301        | Afghanistan                | 6    | *   | 18  | 69  | 78  | 29  | 22  | 12  | 238   | *   | 13   | 13  | *   | 9   | 41    | 273            | 15%  |
| 182        | 221        | Iran (Islamic Republic of) | 29   | 17  | 31  | 12  | 17  | 22  | 20  | 12  | 160   | 18  | 26   | 8   | 17  | 24  | 93    | 224            | 12%  |
| 175        | 122        | Iraq                       | 5    | 7   | 8   | 5   | 11  | 16  | 16  | 17  | 85    | 5   | 17   | 10  | 22  | 10  | 64    | 144            | 8%   |
| 83         | 142        | Syrian Arab Republic       | 6    | *   | 8   | 19  | 6   | 21  | 27  | 9   | 98    | 8   | 8    | 7   | 7   | 6   | 36    | 128            | 7%   |
| 96         | 92         | Nigeria                    | 11   | 5   | *   | 10  | 6   | 7   | 12  | 11  | 65    | 7   | 18   | 25  | 17  | *   | 71    | 125            | 7%   |
| 68         | 62         | Algeria                    | 5    | 7   | 7   | 7   | *   | 6   | 6   | 5   | 45    | *   | 7    | *   | 5   | *   | 21    | 61             | 3%   |
| 35         | 66         | Somalia                    | *    | *   | *   | *   | 19  | 15  | *   | 8   | 53    | *   | *    | *   | *   | *   | 11    | 61             | 3%   |
| 66         | 77         | Eritrea                    | 9    | 9   | 6   | 5   | 8   | 5   | 5   | 8   | 55    | *   | *    | *   | *   | *   | 9     | 55             | 3%   |
| 73         | 73         | Morocco                    | *    | 9   | *   | 9   | 6   | *   | *   | 6   | 44    | *   | *    | *   | *   | *   | 12    | 52             | 3%   |
| 26         | 28         | Egypt                      | *    | 6   | *   | *   | *   | *   | *   | 9   | 24    | 6   | *    | 5   | *   | *   | 18    | 41             | 2%   |
| 20         | 36         | Sri Lanka                  | *    | *   | 15  | *   | *   | 6   | *   | *   | 33    | *   | *    | *   | *   | *   | 9     | 41             | 2%   |
| 21         | 33         | Uganda                     | *    | *   | *   | *   | *   | *   | *   | 5   | 20    | *   | *    | *   | *   | 7   | 19    | 37             | 2%   |
| 569        | 561        | Others                     | 51   | 33  | 42  | 59  | 43  | 58  | 47  | 44  | 377   | 55  | 48   | 61  | 62  | 51  | 277   | 603            | 33%  |
| 1.596      | 1.814      | Total                      | 133  | 106 | 146 | 207 | 204 | 190 | 164 | 147 | 1.297 | 117 | 145  | 144 | 147 | 128 | 681   | 1.845          | 100% |

\* To conceal the lowest figures, all values between 0 and 4 are replaced by asterisk.

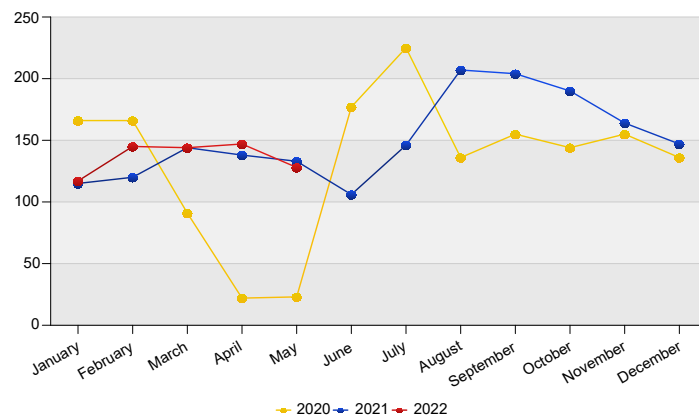
Top Repeated asylum applications in The Netherlands May 2022

|                       | Country of citizenship     |            | %           |
|-----------------------|----------------------------|------------|-------------|
| 1                     | Iran (Islamic Republic of) | 24         | 19%         |
| 2                     | Iraq                       | 10         | 8%          |
| 3                     | Afghanistan                | 9          | 7%          |
| 4                     | Uganda                     | 7          | 5%          |
| 5                     | Syrian Arab Republic       | 6          | 5%          |
| 6                     | Venezuela                  | 6          | 5%          |
|                       | Others                     | 66         | 52%         |
| <b>Total May 2022</b> |                            | <b>128</b> | <b>100%</b> |

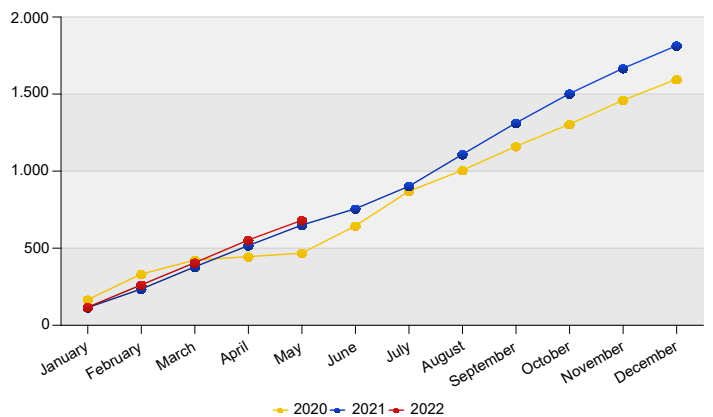
Top Nationalities repeated asylum applications last twelve months  
Period: Jun 2021 - May 2022  
Number of repeated asylum applications: 1.845



Repeated asylum applications in The Netherlands



Cumulative development of repeated asylum applications in The Netherlands



**Influx of family reunification in The Netherlands (Council Directive 2003/86/EC Chapter V)**  
Source: METIS

Top 10 Last thirteen months Influx of family reunification in The Netherlands

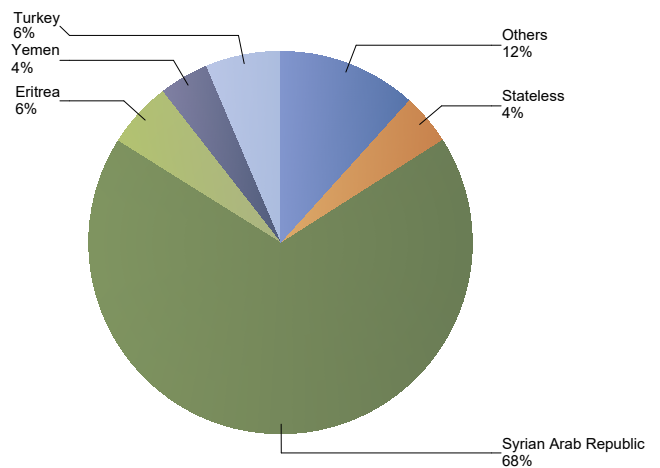
| Total 2020 | Total 2021 | Country of citizenship     | 2021       |            |              |            |            |              |            |              |              | 2022       |            |              |            |            | Last 12 months | Perc          |             |
|------------|------------|----------------------------|------------|------------|--------------|------------|------------|--------------|------------|--------------|--------------|------------|------------|--------------|------------|------------|----------------|---------------|-------------|
|            |            |                            | May        | Jun        | Jul          | Aug        | Sep        | Oct          | Nov        | Dec          | Total        | Jan        | Feb        | Mar          | Apr        | May        |                |               | Total       |
| 1.461      | 6.439      | Syrian Arab Republic       | 494        | 588        | 676          | 503        | 606        | 889          | 583        | 774          | 5.113        | 460        | 510        | 777          | 611        | 629        | 2.987          | 7.606         | 68%         |
| 255        | 735        | Turkey                     | 50         | 39         | 101          | 88         | 82         | 53           | 40         | 54           | 507          | 37         | 50         | 54           | 44         | 73         | 258            | 715           | 6%          |
| 1.070      | 731        | Eritrea                    | 97         | 72         | 79           | 28         | 34         | 75           | 63         | 85           | 533          | 27         | 35         | 33           | 47         | 43         | 185            | 621           | 6%          |
| 132        | 342        | Stateless                  | 20         | 27         | 44           | 31         | 52         | 39           | 32         | 50           | 295          | 21         | 47         | 67           | 45         | 27         | 207            | 482           | 4%          |
| 423        | 651        | Yemen                      | 51         | 63         | 42           | 24         | 51         | 56           | 29         | 64           | 380          | 29         | 26         | 33           | 14         | 35         | 137            | 466           | 4%          |
| 108        | 265        | Iraq                       | 34         | 31         | 21           | 25         | 12         | 23           | 8          | 22           | 176          | 11         | 12         | 24           | 11         | *          | 59             | 201           | 2%          |
| 97         | 168        | Pakistan                   | 8          | 7          | 28           | 9          | 28         | 19           | 17         | 16           | 132          | 11         | 7          | 8            | 12         | *          | 41             | 165           | 1%          |
| 40         | 100        | Unknown                    | 11         | 8          | 16           | 8          | 14         | 5            | 6          | 18           | 86           | 9          | 19         | 37           | 10         | 8          | 83             | 158           | 1%          |
| 48         | 123        | Iran (Islamic Republic of) | 11         | *          | *            | *          | *          | 8            | 13         | 20           | 65           | 6          | 13         | 30           | 20         | 24         | 93             | 147           | 1%          |
| 36         | 118        | Afghanistan                | *          | 17         | *            | *          | 10         | 10           | 13         | 27           | 87           | 14         | *          | 23           | 5          | 15         | 60             | 145           | 1%          |
| 193        | 448        | Others                     | 52         | 28         | 59           | 49         | 42         | 31           | 30         | 57           | 348          | 21         | 51         | 51           | 32         | 40         | 195            | 491           | 4%          |
| 3.863      | 10.120     | <b>Total</b>               | <b>830</b> | <b>883</b> | <b>1.073</b> | <b>772</b> | <b>935</b> | <b>1.208</b> | <b>834</b> | <b>1.187</b> | <b>7.722</b> | <b>646</b> | <b>773</b> | <b>1.137</b> | <b>851</b> | <b>898</b> | <b>4.305</b>   | <b>11.197</b> | <b>100%</b> |

\* To conceal the lowest figures, all values between 0 and 4 are replaced by asterisk.

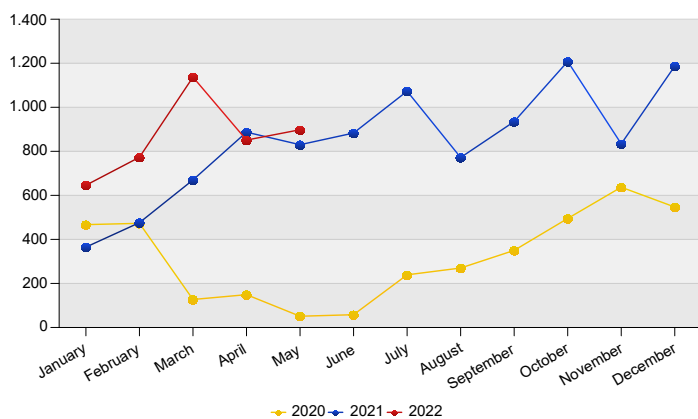
Top Influx of family reunification in The Netherlands  
May 2022

| Country of citizenship |                      |            | %           |
|------------------------|----------------------|------------|-------------|
| 1                      | Syrian Arab Republic | 629        | 70%         |
| 2                      | Turkey               | 73         | 8%          |
| 3                      | Eritrea              | 43         | 5%          |
| 4                      | Yemen                | 35         | 4%          |
| 5                      | Stateless            | 27         | 3%          |
|                        | Others               | 91         | 10%         |
| <b>Total May 2022</b>  |                      | <b>898</b> | <b>100%</b> |

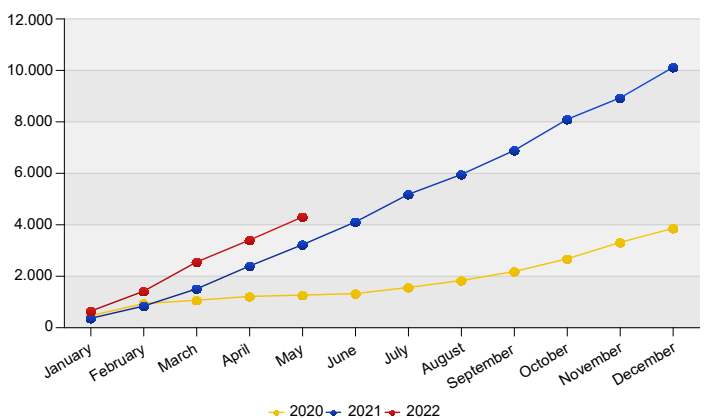
Top Nationalities Influx of family reunification last twelve months  
Period: Jun 2021 - May 2022  
Number of influx family reunification: 11.197



Influx of family reunification in The Netherlands



Cumulative development of Influx of family reunification in The Netherlands



**Influx of indicated unaccompanied minor asylum seekers in The Netherlands**  
Source: METIS

Top 10 Unaccompanied minor asylum applications in The Netherlands

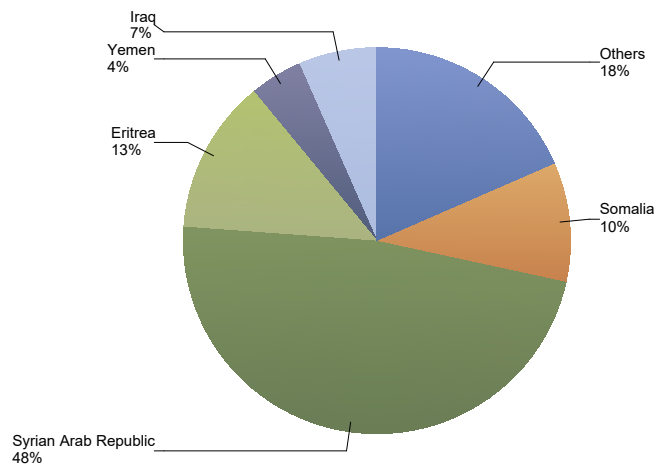
| Total 2020 | Total 2021 | Country of citizenship | 2021 |     |     |     |     |     |     |     |       |     | 2022 |     |     |     |       | Last 12 months | Perc |
|------------|------------|------------------------|------|-----|-----|-----|-----|-----|-----|-----|-------|-----|------|-----|-----|-----|-------|----------------|------|
|            |            |                        | May  | Jun | Jul | Aug | Sep | Oct | Nov | Dec | Total | Jan | Feb  | Mar | Apr | May | Total |                |      |
| 446        | 1.078      | Syrian Arab Republic   | 34   | 38  | 56  | 133 | 146 | 196 | 189 | 136 | 928   | 90  | 81   | 73  | 65  | 137 | 446   | 1.340          | 48%  |
| 81         | 235        | Eritrea                | *    | 31  | 26  | 35  | 11  | 15  | 27  | 49  | 197   | 39  | 34   | 22  | 41  | 31  | 167   | 361            | 13%  |
| 27         | 185        | Somalia                | 9    | 14  | 12  | 38  | 40  | 17  | 20  | 24  | 174   | 20  | 18   | 34  | 14  | 28  | 114   | 279            | 10%  |
| 21         | 163        | Iraq                   | *    | 6   | 5   | *   | 14  | 71  | 47  | 11  | 158   | 6   | *    | 9   | 10  | *   | 29    | 185            | 7%   |
| 18         | 70         | Yemen                  | *    | *   | 5   | 5   | *   | 30  | 15  | 8   | 67    | 10  | 6    | 21  | 9   | 11  | 57    | 123            | 4%   |
| 143        | 136        | Morocco                | 11   | 10  | 9   | 12  | 12  | 13  | 15  | 12  | 94    | 8   | 5    | 9   | *   | 15  | 39    | 122            | 4%   |
| 46         | 87         | Afghanistan            | 6    | 8   | 10  | 14  | 13  | 5   | 9   | 8   | 73    | 9   | 7    | 12  | 5   | 8   | 41    | 108            | 4%   |
| 31         | 68         | Unknown                | *    | 6   | 5   | 6   | 8   | 20  | 8   | *   | 59    | *   | *    | 10  | *   | 6   | 21    | 78             | 3%   |
| 61         | 72         | Algeria                | *    | 6   | *   | 8   | 6   | 8   | 7   | 13  | 54    | *   | *    | *   | *   | 13  | 23    | 74             | 3%   |
| *          | 13         | Ethiopia               | *    | *   | *   | *   | *   | *   | *   | *   | 11    | 5   | *    | *   | *   | 12  | 22    | 33             | 1%   |
| 112        | 84         | Others                 | *    | *   | 7   | 6   | 17  | 8   | 14  | 12  | 68    | *   | 7    | 13  | 6   | 9   | 39    | 103            | 4%   |
| 986        | 2.191      | Total                  | 75   | 119 | 138 | 261 | 274 | 384 | 351 | 281 | 1.883 | 195 | 163  | 210 | 158 | 272 | 998   | 2.806          | 100% |

\* To conceal the lowest figures, all values between 0 and 4 are replaced by asterisk.

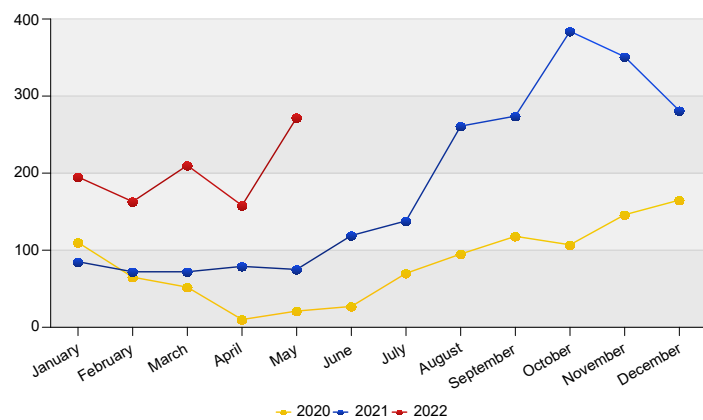
Top Unaccompanied minor asylum applications in The Netherlands May 2022

| Country of citizenship |                      |            | %           |
|------------------------|----------------------|------------|-------------|
| 1                      | Syrian Arab Republic | 137        | 50%         |
| 2                      | Eritrea              | 31         | 11%         |
| 3                      | Somalia              | 28         | 10%         |
| 4                      | Morocco              | 15         | 6%          |
| 5                      | Algeria              | 13         | 5%          |
|                        | Others               | 48         | 18%         |
| <b>Total May 2022</b>  |                      | <b>272</b> | <b>100%</b> |

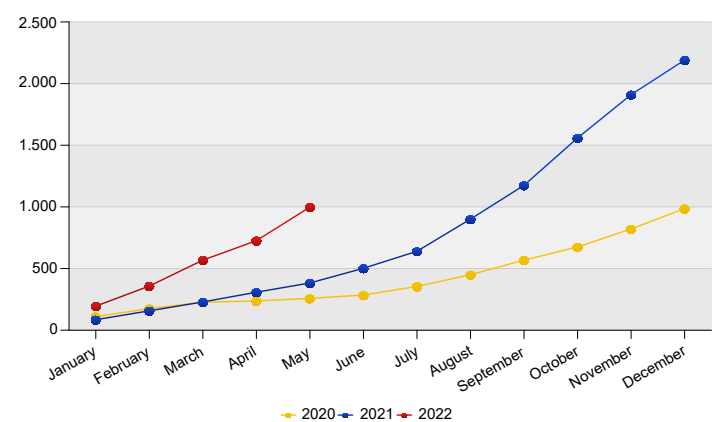
Top Nationalities unaccompanied minor asylum applications last twelve months  
Period: Jun 2021 - May 2022  
Number of unaccompanied minor asylum applications: 2.806



Unaccompanied minor asylum applications in The Netherlands



Cumulative development of Unaccompanied minor asylum applications in The Netherlands





Monthly First Asylum Applications in The Netherlands in 2022

Source: METIS

| Country of citizenships               | Jan | Feb | Mar | Apr | May | 2019  | 2020 | 2021  | 2022  |
|---------------------------------------|-----|-----|-----|-----|-----|-------|------|-------|-------|
| Afghanistan                           | 125 | 93  | 506 | 299 | 120 | 437   | 389  | 3.006 | 1.143 |
| Albania                               | *   | *   | *   | *   | *   | 192   | 82   | 54    | 15    |
| Algeria                               | 86  | 110 | 115 | 46  | 89  | 1.211 | 993  | 1.105 | 446   |
| Angola                                | *   | *   | *   | *   | *   | 56    | 12   | 5     | *     |
| Argentina                             | *   | *   | *   | *   | *   | *     | *    | 6     | *     |
| Armenia                               | *   | *   | *   | *   | 6   | 72    | 25   | 33    | 11    |
| Australia                             | *   | *   | *   | *   | *   | *     | *    | *     | *     |
| Azerbaijan                            | 15  | 6   | 8   | 22  | 5   | 375   | 115  | 78    | 56    |
| Bahrain                               | *   | *   | *   | *   | *   | *     | 5    | *     | *     |
| Bangladesh                            | *   | *   | *   | *   | *   | 20    | 21   | 11    | 8     |
| Barbados                              | *   | *   | *   | *   | *   | *     | *    | *     | *     |
| Belarus                               | 9   | 12  | *   | 19  | 8   | 165   | 84   | 86    | 52    |
| Benin                                 | *   | *   | *   | *   | *   | *     | *    | *     | *     |
| Bolivia                               | 5   | *   | *   | *   | *   | *     | *    | *     | 6     |
| Bosnia and Herzegovina                | *   | *   | *   | *   | *   | 72    | 11   | 5     | 6     |
| Brazil                                | *   | *   | *   | *   | *   | 8     | 19   | 17    | 5     |
| Burkina Faso                          | *   | *   | *   | *   | *   | 8     | 8    | 8     | *     |
| Burundi                               | *   | *   | *   | *   | *   | *     | *    | *     | *     |
| Cameroon                              | 5   | *   | *   | *   | *   | 49    | 36   | 17    | 11    |
| Canada                                | *   | *   | *   | *   | *   | *     | *    | *     | *     |
| Cape Verde                            | *   | *   | *   | *   | *   | *     | *    | *     | *     |
| Central African Republic              | *   | *   | *   | *   | *   | *     | *    | *     | *     |
| Chad                                  | *   | *   | *   | *   | *   | 22    | 11   | 17    | 5     |
| Chile                                 | *   | *   | *   | *   | *   | *     | *    | *     | *     |
| China (including Hong Kong)           | 11  | *   | 6   | 10  | 16  | 155   | 56   | 153   | 44    |
| Colombia                              | 24  | 31  | 49  | 64  | 47  | 158   | 106  | 187   | 215   |
| Comoros                               | *   | *   | *   | *   | *   | *     | *    | *     | *     |
| Congo, the Democratic Republic of the | *   | *   | 5   | *   | 5   | 10    | 10   | 11    | 14    |
| Congo, the Republic of the            | *   | *   | *   | *   | *   | 43    | 17   | 25    | 13    |
| Cote d'Ivoire                         | *   | *   | *   | *   | *   | 49    | 29   | 11    | 5     |
| Croatia                               | *   | *   | *   | *   | *   | *     | *    | *     | *     |
| Cuba                                  | *   | *   | *   | *   | *   | 18    | 8    | 17    | 5     |
| Czech Republic                        | *   | *   | *   | *   | *   | *     | 5    | *     | *     |
| Djibouti                              | *   | *   | *   | *   | *   | *     | *    | *     | *     |
| Dominican Republic                    | *   | *   | *   | *   | *   | 9     | 5    | *     | *     |
| Egypt                                 | 15  | 12  | 28  | 10  | 15  | 190   | 101  | 146   | 80    |
| El Salvador                           | 8   | *   | 11  | *   | 5   | 34    | 28   | 33    | 27    |
| Eritrea                               | 84  | 87  | 77  | 88  | 84  | 501   | 368  | 768   | 420   |
| Ethiopia                              | 22  | 13  | 30  | 13  | 39  | 92    | 44   | 167   | 117   |
| France                                | *   | *   | *   | *   | *   | 7     | *    | *     | *     |
| Gabon                                 | *   | *   | *   | *   | *   | *     | *    | *     | *     |
| Gambia                                | *   | 8   | 15  | 6   | 13  | 539   | 204  | 140   | 45    |
| Georgia                               | *   | 5   | 13  | 12  | 22  | 326   | 163  | 89    | 54    |
| Germany                               | *   | *   | *   | *   | *   | 9     | 6    | 9     | *     |
| Ghana                                 | *   | *   | *   | 5   | *   | 89    | 41   | 40    | 16    |
| Greece                                | *   | *   | *   | *   | *   | 5     | *    | *     | *     |
| Guatemala                             | *   | *   | *   | *   | *   | *     | *    | *     | *     |
| Guinea                                | 10  | *   | 13  | 6   | 8   | 195   | 108  | 79    | 41    |
| Guinea-Bissau                         | *   | *   | *   | *   | *   | 28    | 10   | *     | *     |
| Guyana                                | *   | *   | *   | *   | *   | *     | *    | *     | *     |
| Haiti                                 | *   | *   | *   | *   | *   | 7     | *    | 15    | *     |
| Honduras                              | *   | *   | *   | *   | *   | 10    | 6    | 8     | *     |
| Hungary                               | *   | *   | *   | *   | *   | *     | 5    | *     | *     |
| India                                 | 31  | 24  | *   | *   | 13  | 49    | 14   | 120   | 74    |
| Indonesia                             | *   | *   | *   | *   | *   | 8     | 9    | 6     | *     |
| Iran (Islamic Republic of)            | 35  | 16  | 32  | 27  | 34  | 1.534 | 370  | 263   | 144   |
| Iraq                                  | 47  | 28  | 58  | 61  | 24  | 621   | 336  | 746   | 218   |
| Ireland                               | *   | *   | *   | *   | *   | *     | *    | *     | *     |
| Italy                                 | *   | *   | *   | *   | *   | 7     | 5    | *     | *     |
| Jamaica                               | *   | *   | *   | *   | *   | 19    | 6    | 18    | 6     |

Monthly First Asylum Applications in The Netherlands in 2022

Source: METIS

| Country of citizenships                | Jan | Feb | Mar | Apr | May | 2019  | 2020  | 2021  | 2022  |
|--|-----|-----|-----|-----|-----|-------|-------|-------|-------|
| Japan                                  | *   | *   | *   | *   | *   | *     | *     | *     | *     |
| Jordan                                 | 6   | *   | 9   | 12  | *   | 116   | 55    | 19    | 31    |
| Kazakhstan                             | 13  | *   | *   | 8   | *   | 36    | 28    | 13    | 24    |
| Kenya                                  | *   | *   | *   | *   | *   | 5     | 12    | *     | *     |
| Korea, Democratic People's Republic of | *   | *   | *   | *   | *   | *     | *     | *     | *     |
| Korea, Republic of                     | *   | *   | *   | *   | *   | *     | *     | 7     | *     |
| Kosovo / UNSCR 1244                    | *   | *   | *   | *   | *   | 56    | 42    | 22    | 7     |
| Kuwait                                 | *   | *   | *   | *   | *   | 6     | 8     | *     | *     |
| Kyrgyzstan                             | *   | *   | 5   | *   | *   | 16    | *     | *     | 7     |
| Latvia                                 | *   | *   | *   | *   | *   | *     | *     | *     | *     |
| Lebanon                                | *   | *   | *   | *   | 7   | 119   | 88    | 69    | 21    |
| Liberia                                | *   | *   | *   | *   | *   | 29    | 11    | 10    | *     |
| Libyan Arab Jamahiriya                 | *   | *   | 19  | 9   | 7   | 304   | 188   | 124   | 42    |
| Lithuania                              | *   | *   | *   | *   | *   | *     | *     | *     | *     |
| Madagascar                             | *   | *   | *   | *   | *   | *     | *     | *     | *     |
| Malawi                                 | *   | *   | *   | *   | *   | *     | *     | *     | *     |
| Malaysia                               | *   | *   | *   | *   | *   | *     | *     | 10    | *     |
| Maldives                               | *   | *   | *   | *   | *   | *     | *     | *     | *     |
| Mali                                   | 5   | *   | *   | *   | *   | 42    | 21    | 23    | 13    |
| Mauritania                             | *   | *   | *   | *   | *   | 12    | 11    | 5     | *     |
| Mauritius                              | *   | *   | *   | *   | *   | *     | *     | *     | *     |
| Mexico                                 | 6   | *   | *   | *   | *   | 5     | 7     | 16    | 9     |
| Moldova, Republic of                   | *   | *   | 16  | 13  | 33  | 1.207 | 32    | 40    | 63    |
| Mongolia                               | *   | *   | *   | *   | *   | 14    | 13    | 8     | 5     |
| Montenegro                             | *   | *   | *   | *   | *   | 21    | *     | *     | *     |
| Morocco                                | 53  | 53  | 82  | 56  | 78  | 1.062 | 774   | 907   | 322   |
| Mozambique                             | *   | *   | *   | *   | *   | *     | *     | *     | *     |
| Myanmar                                | *   | *   | *   | 9   | 12  | 28    | 16    | 16    | 28    |
| Nepal                                  | *   | *   | *   | *   | *   | 8     | *     | *     | *     |
| Netherlands                            | *   | *   | *   | *   | *   | *     | *     | *     | *     |
| Nicaragua                              | *   | *   | 15  | *   | *   | 37    | 5     | *     | 23    |
| Niger                                  | *   | *   | *   | *   | *   | 56    | 27    | 16    | 10    |
| Nigeria                                | 48  | 31  | 56  | 49  | 59  | 2.102 | 633   | 418   | 243   |
| Norway                                 | *   | *   | *   | *   | *   | *     | *     | *     | *     |
| Oman                                   | *   | *   | *   | *   | *   | *     | *     | *     | *     |
| Pakistan                               | 202 | 84  | 87  | 50  | 49  | 397   | 267   | 443   | 472   |
| Palestinian Territory, Occupied        | *   | *   | *   | *   | *   | 40    | 17    | 17    | 9     |
| Panama                                 | *   | *   | *   | *   | *   | *     | *     | *     | *     |
| Peru                                   | *   | *   | *   | *   | *   | 11    | 7     | 6     | *     |
| Philippines                            | *   | *   | *   | *   | *   | *     | 8     | *     | *     |
| Poland                                 | *   | *   | *   | *   | *   | *     | 10    | *     | *     |
| Portugal                               | *   | *   | *   | *   | *   | *     | *     | *     | *     |
| Republic of North Macedonia            | *   | 5   | *   | *   | *   | 264   | 54    | 15    | 6     |
| Romania                                | *   | *   | *   | *   | *   | *     | *     | *     | *     |
| Russian Federation                     | 16  | 19  | 83  | 68  | 56  | 398   | 180   | 205   | 242   |
| Rwanda                                 | *   | *   | *   | *   | *   | 5     | 5     | 9     | *     |
| Saint Kitts and Nevis                  | *   | *   | *   | *   | *   | *     | *     | *     | *     |
| Saudi Arabia                           | *   | *   | 5   | *   | *   | 19    | 9     | 31    | 8     |
| Senegal                                | *   | *   | *   | *   | *   | 107   | 45    | 42    | 11    |
| Serbia                                 | *   | *   | *   | *   | *   | 326   | 82    | 32    | *     |
| Sierra Leone                           | 6   | *   | 8   | 6   | 5   | 111   | 58    | 66    | 28    |
| Somalia                                | 87  | 97  | 157 | 79  | 151 | 222   | 202   | 903   | 571   |
| South Africa                           | *   | *   | *   | *   | *   | 9     | 5     | 7     | 5     |
| South Sudan                            | *   | *   | *   | *   | *   | 5     | 8     | 16    | *     |
| Spain                                  | *   | *   | *   | *   | *   | *     | *     | *     | *     |
| Sri Lanka                              | *   | *   | *   | *   | *   | 56    | 22    | 20    | 11    |
| Stateless                              | *   | *   | *   | *   | *   | 38    | 33    | 43    | 5     |
| Sudan                                  | 11  | 12  | 17  | 20  | 13  | 199   | 157   | 135   | 73    |
| Suriname                               | *   | *   | *   | *   | *   | *     | 17    | *     | *     |
| Syrian Arab Republic                   | 550 | 460 | 624 | 579 | 764 | 3.675 | 4.022 | 8.323 | 2.977 |

**Monthly First Asylum Applications in The Netherlands in 2022**

Source: METIS

| Country of citizenships      | Jan          | Feb          | Mar          | Apr          | May          | 2019          | 2020          | 2021          | 2022          |
|------------------------------|--------------|--------------|--------------|--------------|--------------|---------------|---------------|---------------|---------------|
| Taiwan                       | *            | *            | *            | *            | *            | *             | *             | *             | *             |
| Tajikistan                   | *            | *            | 23           | *            | *            | 109           | 19            | 17            | 28            |
| Tanzania, United Republic of | *            | *            | *            | *            | *            | 14            | 17            | 5             | *             |
| Thailand                     | *            | *            | *            | *            | *            | *             | *             | *             | *             |
| Togo                         | *            | *            | *            | *            | *            | 11            | *             | *             | *             |
| Trinidad and Tobago          | *            | *            | *            | *            | *            | 13            | *             | 9             | 10            |
| Tunisia                      | 29           | 16           | 23           | 9            | 13           | 296           | 242           | 264           | 90            |
| Turkey                       | 122          | 85           | 154          | 206          | 197          | 1.251         | 989           | 2.459         | 764           |
| Turkmenistan                 | *            | *            | 9            | 6            | *            | 5             | *             | 19            | 18            |
| Uganda                       | *            | *            | 9            | 15           | 10           | 220           | 85            | 57            | 38            |
| Ukraine                      | 6            | 17           | 48           | 10           | *            | 132           | 42            | 71            | 85            |
| United Arab Emirates         | *            | *            | *            | *            | *            | *             | *             | *             | *             |
| United Kingdom               | *            | *            | *            | *            | *            | *             | *             | *             | *             |
| United States of America     | *            | *            | *            | *            | *            | 17            | 11            | 14            | *             |
| Unknown                      | 88           | 53           | 95           | 58           | 87           | 870           | 581           | 829           | 381           |
| Uzbekistan                   | *            | *            | *            | 14           | *            | 7             | 11            | 22            | 27            |
| Venezuela                    | 8            | 18           | 13           | 15           | 9            | 182           | 83            | 72            | 63            |
| Viet Nam                     | *            | *            | *            | *            | *            | 50            | 18            | 13            | *             |
| Yemen                        | 91           | 117          | 318          | 183          | 172          | 645           | 410           | 1.189         | 881           |
| Zambia                       | *            | *            | *            | *            | *            | *             | *             | *             | *             |
| Zimbabwe                     | *            | *            | *            | *            | *            | 20            | 12            | 6             | *             |
| Other                        | *            | *            | *            | *            | *            | 61            | 20            | *             | *             |
| <b>Totaal</b>                | <b>1.960</b> | <b>1.597</b> | <b>2.921</b> | <b>2.234</b> | <b>2.343</b> | <b>22.533</b> | <b>13.673</b> | <b>24.686</b> | <b>11.055</b> |

\* To conceal the lowest figures, all values between 0 and 4 are replaced by asterisk.  
Selection criterion for this table: all nationalities with at least 1 application in the current year.