



Immigratie- en Naturalisatiedienst
Ministerie van Justitie en Veiligheid

Asylum Trends

Monthly Report on Asylum Applications in The Netherlands

August 2022

Colophon

Title	Asylum Trends
Subtitle	Monthly Report on Asylum Applications in The Netherlands Recent trends
Author	Ministry of Justice and Security Immigration and Naturalisation Service (IND) IND Business Information Centre (BIC) Rijnstraat 8 2515 XP Den Haag Postbus 16275 2500 BG Den Haag

Migratie in beweging



EUROPESE UNIE
Het Fonds voor asiel,
migratie en integratie

Contents

<i>Colophon</i>	2
-----------------	---

Asylum applications in The Netherlands

Total asylum applications in The Netherlands	4
First asylum applications in The Netherlands	5
Repeated asylum applications in The Netherlands	6
Family reunification in The Netherlands	7
Unaccompanied minor asylum seekers in The Netherlands	8
Monthly first asylum applications in The Netherlands	9

Appendix

Appendix: Relocation and Resettlement

Total asylum influx in The Netherlands (first applications, repeated applications, family reunification influx)
Source: METIS

Top 10 Last thirteen months **total** asylum applications in The Netherlands

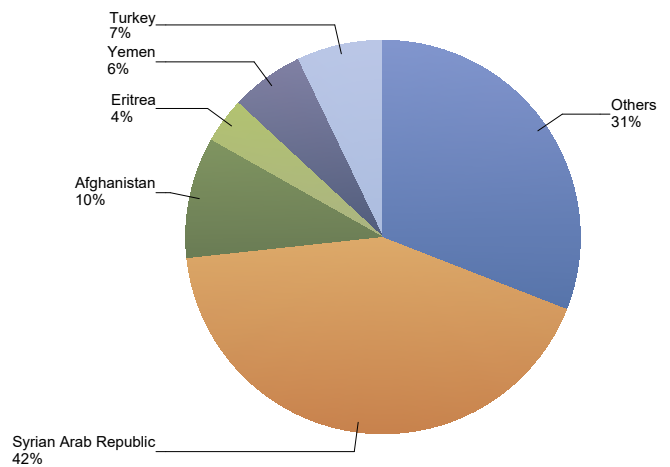
Total 2020	Total 2021	Country of citizenship	2021						2022						Last 12 months	Perc			
			Aug	Sep	Oct	Nov	Dec	Total	Jan	Feb	Mar	Apr	May	Jun			Jul	Aug	Total
5.566	14.904	Syrian Arab Republic	1.311	1.744	2.433	2.047	1.744	9.279	1.018	979	1.399	1.188	1.401	1.914	2.116	2.265	12.280	20.248	42%
607	3.425	Afghanistan	328	1.282	495	494	217	2.816	142	109	542	310	143	209	314	474	2.243	4.731	10%
1.265	3.215	Turkey	750	388	257	184	165	1.744	159	138	208	250	269	430	543	415	2.412	3.406	7%
861	1.855	Yemen	111	238	490	219	135	1.193	124	149	347	200	205	260	228	1.773	2.855	6%	
1.504	1.576	Eritrea	121	97	168	142	207	735	112	122	112	139	126	150	191	211	1.163	1.777	4%
271	1.059	Somalia	157	230	130	143	145	805	96	114	177	81	155	90	110	122	945	1.593	3%
647	952	Unknown	89	114	124	138	101	566	99	77	134	67	95	74	92	118	756	1.233	3%
619	1.133	Iraq	61	86	246	211	130	734	63	57	91	92	35	59	65	72	534	1.207	3%
1.062	1.176	Algeria	85	112	154	126	117	594	88	117	118	51	93	85	52	75	679	1.188	2%
394	632	Pakistan	38	95	80	89	66	368	215	93	99	65	57	60	45	78	712	1.042	2%
6.336	6.693	Others	672	704	692	785	724	3.577	610	560	934	775	768	645	588	737	5.617	8.522	18%
19.132	36.620	Total	3.723	5.090	5.269	4.578	3.751	22.411	2.726	2.515	4.161	3.218	3.347	3.976	4.376	4.795	29.114	47.802	100%

* To conceal the lowest figures, all values between 0 and 4 are replaced by asterisk.

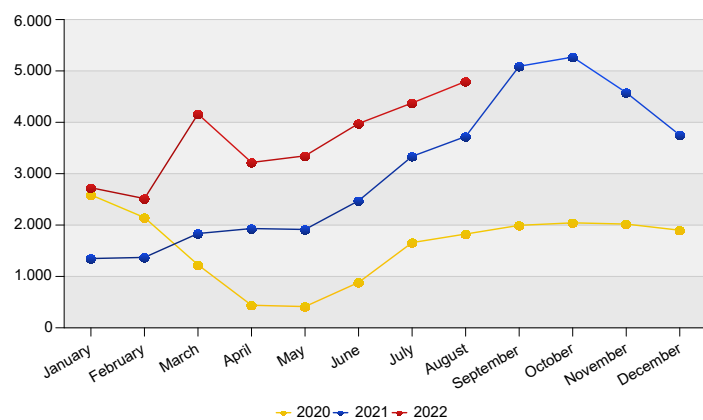
Top Total asylum applications in The Netherlands August 2022

	Country of citizenship		%
1	Syrian Arab Republic	2.265	47%
2	Afghanistan	474	10%
3	Turkey	415	9%
4	Yemen	228	5%
5	Eritrea	211	4%
6	Somalia	122	3%
7	Unknown	118	2%
8	Iran (Islamic Republic of)	103	2%
9	Pakistan	78	2%
10	Algeria	75	2%
	Others	706	15%
Total August 2022		4.795	100%

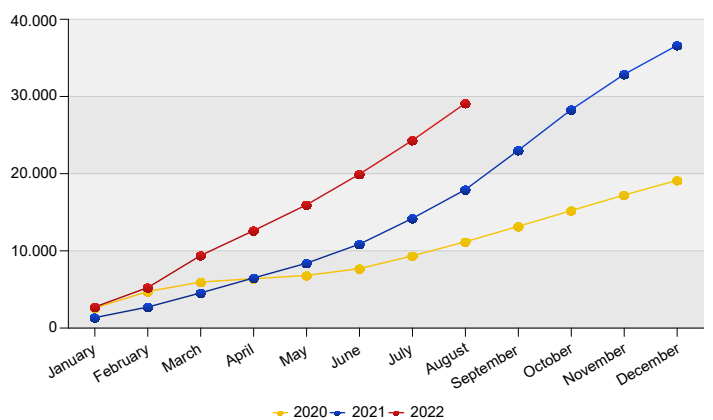
Top Nationalities total applications last twelve months
Period: Sep 2021 - Aug 2022
Number of total asylum applications: 47.802



Total asylum applications in The Netherlands



Cumulative development of total asylum applications in The Netherlands



First asylum applications in The Netherlands
Source: METIS

Top 10 Last thirteen months **first** asylum applications in The Netherlands

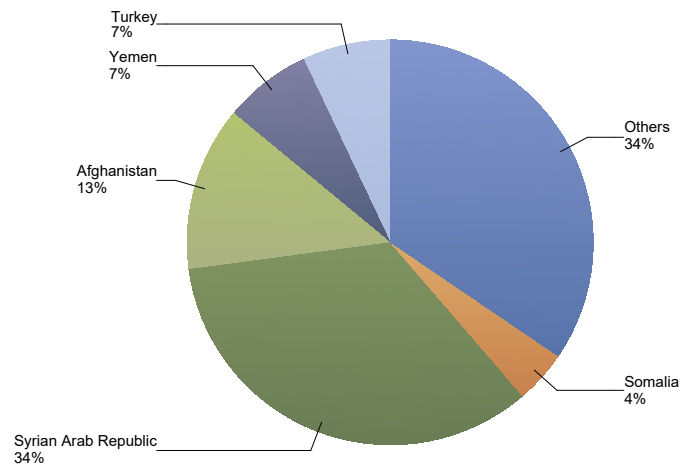
Total 2020	Total 2021 **	Country of citizenship	2021						2022								Last 12 months	Perc	
			Aug	Sep	Oct	Nov	Dec	Total	Jan	Feb	Mar	Apr	May	Jun	Jul	Aug			Total
4.022	8.323	Syrian Arab Republic	789	1.132	1.523	1.437	961	5.842	550	461	615	571	756	914	1.041	1.512	6.420	11.473	34%
389	3.006	Afghanistan	255	1.194	456	459	178	2.542	125	93	506	303	119	205	301	450	2.102	4.389	13%
989	2.459	Turkey	661	303	204	143	109	1.420	122	85	152	206	195	292	252	298	1.602	2.361	7%
410	1.189	Yemen	87	186	429	190	71	963	90	118	313	182	170	195	184	211	1.463	2.339	7%
202	903	Somalia	149	186	107	132	128	702	87	97	157	79	150	69	94	119	852	1.405	4%
368	768	Eritrea	88	55	88	74	114	419	84	87	77	88	82	86	130	166	800	1.131	3%
993	1.105	Algeria	77	110	147	120	107	561	86	110	114	46	89	77	49	72	643	1.127	3%
581	829	Unknown	76	99	119	130	81	505	88	53	94	55	86	64	79	109	628	1.057	3%
336	746	Iraq	31	63	207	187	91	579	47	28	57	59	24	29	43	55	342	890	3%
774	907	Morocco	97	96	98	86	73	450	53	53	82	56	77	46	31	43	441	794	2%
4.609	4.451	Others	434	527	493	622	504	2.580	627	413	719	576	566	482	607	4.418	6.564	20%	
13.673	24.686	Total	2.744	3.951	3.871	3.580	2.417	16.563	1.959	1.598	2.886	2.221	2.314	2.459	2.632	3.642	19.711	33.530	100%

* To conceal the lowest figures, all values between 0 and 4 are replaced by asterisk.

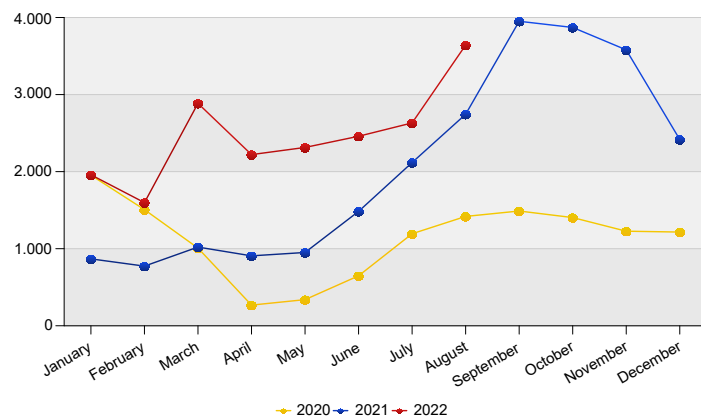
Top First asylum applications in The Netherlands August 2022

	Country of citizenship		%
1	Syrian Arab Republic	1.512	42%
2	Afghanistan	450	12%
3	Turkey	298	8%
4	Yemen	211	6%
5	Eritrea	166	5%
6	Somalia	119	3%
7	Unknown	109	3%
8	Algeria	72	2%
9	Pakistan	70	2%
10	Iran (Islamic Republic of)	67	2%
	Others	568	16%
Total August 2022		3.642	100%

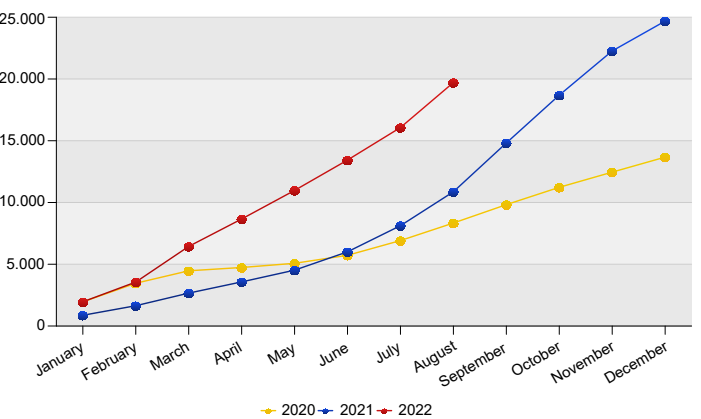
Top Nationalities first applications last twelve months
Period: Sep 2021 - Aug 2022
Number of first asylum applications: 33.530



First asylum applications in The Netherlands



Cumulative development of first asylum applications in The Netherlands



Repeated asylum applications in The Netherlands
Source: METIS

Top 10 Last thirteen months repeated asylum applications in The Netherlands

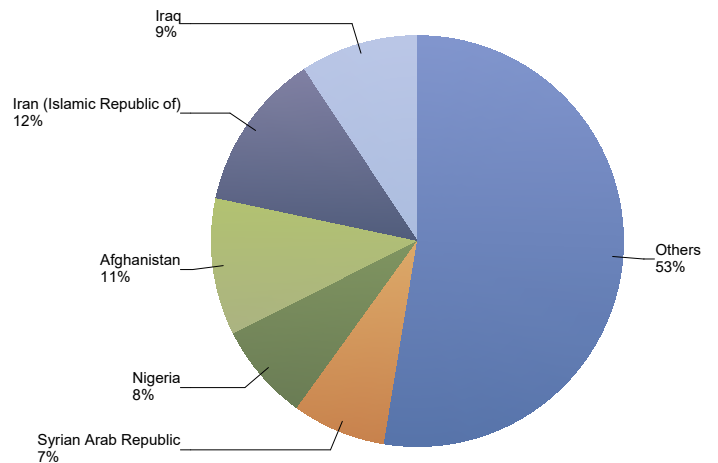
Total 2020	Total 2021	Country of citizenship	2021					2022										Last 12 months	Perc
			Aug	Sep	Oct	Nov	Dec	Total	Jan	Feb	Mar	Apr	May	Jun	Jul	Aug	Total		
182	221	Iran (Islamic Republic of)	12	17	22	20	12	83	18	26	8	17	24	17	20	14	144	215	12%
182	301	Afghanistan	69	78	29	22	12	210	*	13	13	*	9	*	*	46	187	11%	
175	122	Iraq	5	11	16	16	17	65	5	17	10	22	10	17	14	7	102	162	9%
96	92	Nigeria	10	6	7	12	11	46	7	18	23	17	*	17	*	10	97	133	8%
83	142	Syrian Arab Republic	19	6	21	27	9	82	8	8	7	7	6	*	15	10	65	128	7%
35	66	Somalia	*	19	15	*	8	46	*	*	*	*	*	*	*	*	15	58	3%
68	62	Algeria	7	*	6	6	5	26	*	7	*	5	*	7	*	*	35	54	3%
30	21	Pakistan	*	*	8	5	*	15	*	*	*	*	5	10	9	*	38	53	3%
66	77	Eritrea	5	8	5	5	8	31	*	*	*	*	*	*	9	*	22	48	3%
26	28	Egypt	*	*	*	*	9	16	6	*	5	*	*	*	*	10	29	43	2%
21	33	Morocco	9	6	*	*	6	27	*	*	*	*	5	*	*	*	17	35	2%
73	73	Uganda	*	*	*	*	5	13	*	*	*	*	7	*	*	*	25	35	2%
559	576	Others	63	45	56	44	44	252	57	42	54	60	46	47	48	46	400	589	34%
1.596	1.814	Total	207	204	190	164	147	912	117	141	138	147	126	124	127	115	1.035	1.740	100%

* To conceal the lowest figures, all values between 0 and 4 are replaced by asterisk.

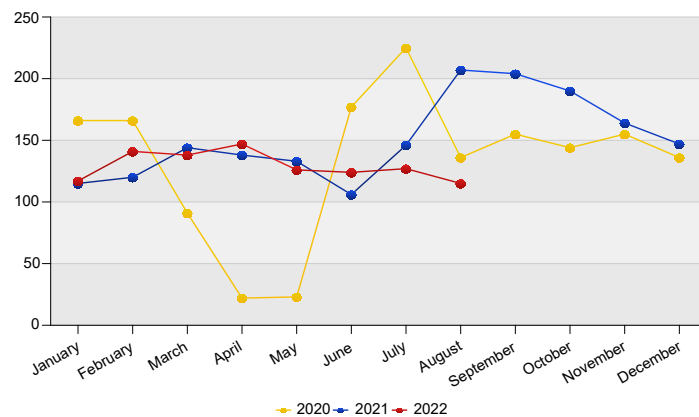
Top Repeated asylum applications in The Netherlands August 2022

	Country of citizenship		%
1	Iran (Islamic Republic of)	14	12%
2	Egypt	10	9%
3	Nigeria	10	9%
4	Syrian Arab Republic	10	9%
5	Iraq	7	6%
6	Sudan	6	5%
7	Turkey	5	4%
	Others	53	46%
Total August 2022		115	100%

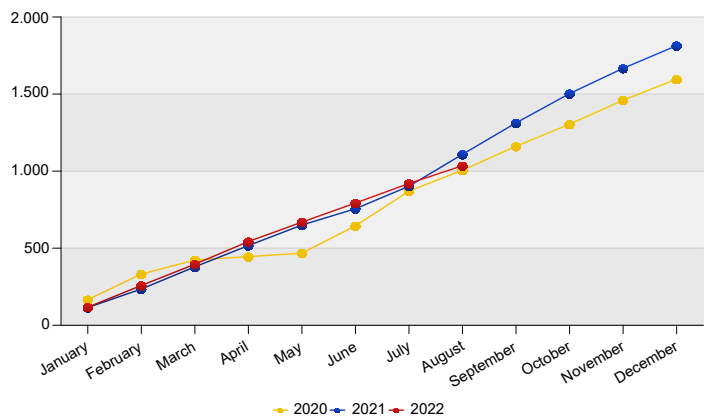
Top Nationalities repeated asylum applications last twelve months
Period: Sep 2021 - Aug 2022
Number of repeated asylum applications: 1.740



Repeated asylum applications in The Netherlands



Cumulative development of repeated asylum applications in The Netherlands



Influx of family reunification in The Netherlands (Council Directive 2003/86/EC Chapter V)
Source: METIS

Top 10 Last thirteen months Influx of family reunification in The Netherlands

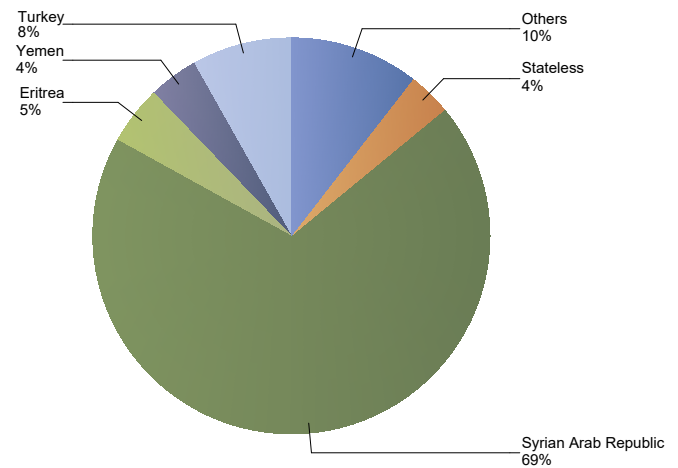
Total 2020	Total 2021	Country of citizenship	2021					Total	2022								Last 12 months	Perc	
			Aug	Sep	Oct	Nov	Dec		Jan	Feb	Mar	Apr	May	Jun	Jul	Aug			
1.461	6.439	Syrian Arab Republic	503	606	889	583	774	3.355	460	510	777	610	639	996	1.060	743	5.795	8.647	69%
255	735	Turkey	88	82	53	40	54	317	37	50	54	44	73	137	289	112	796	1.025	8%
1.070	731	Eritrea	28	34	75	63	85	285	27	35	33	47	42	64	52	41	341	598	5%
423	651	Yemen	24	51	56	29	64	224	34	29	33	14	35	65	76	17	303	503	4%
132	342	Stateless	31	52	39	32	50	204	21	47	67	45	27	24	21	19	271	444	4%
48	123	Iran (Islamic Republic of)	*	*	8	13	20	48	6	13	30	20	24	22	20	22	157	202	2%
36	118	Afghanistan	*	10	10	13	27	64	13	*	23	5	15	*	11	22	95	155	1%
108	265	Iraq	25	12	23	8	22	90	11	12	24	11	*	13	8	10	90	155	1%
40	100	Unknown	8	14	5	6	18	51	9	19	37	10	8	8	13	5	109	152	1%
97	168	Pakistan	9	28	19	17	16	89	11	7	8	12	*	20	5	5	71	151	1%
34	90	Somalia	5	25	8	10	9	57	6	14	18	*	*	19	15	*	78	130	1%
159	358	Others	44	17	23	20	48	152	15	37	33	31	36	22	47	41	262	370	3%
3.863	10.120	Total	772	935	1.208	834	1.187	4.936	650	776	1.137	850	907	1.393	1.617	1.038	8.368	12.532	100%

* To conceal the lowest figures, all values between 0 and 4 are replaced by asterisk.

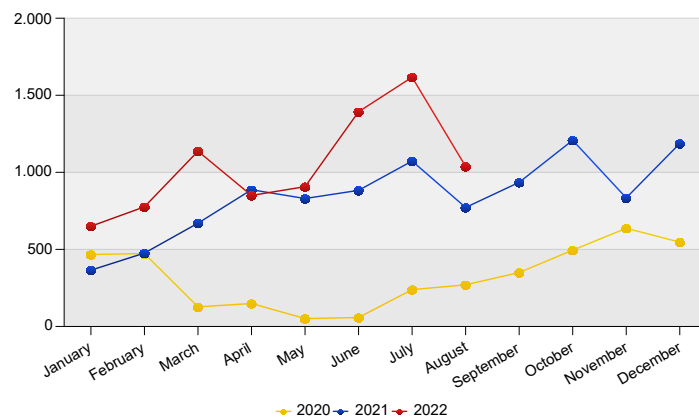
Top Influx of family reunification in The Netherlands August 2022

Country of citizenship		%
1 Syrian Arab Republic	743	72%
2 Turkey	112	11%
3 Eritrea	41	4%
4 Afghanistan	22	2%
5 Iran (Islamic Republic of)	22	2%
6 Stateless	19	2%
Others	79	8%
Total August 2022	1.038	100%

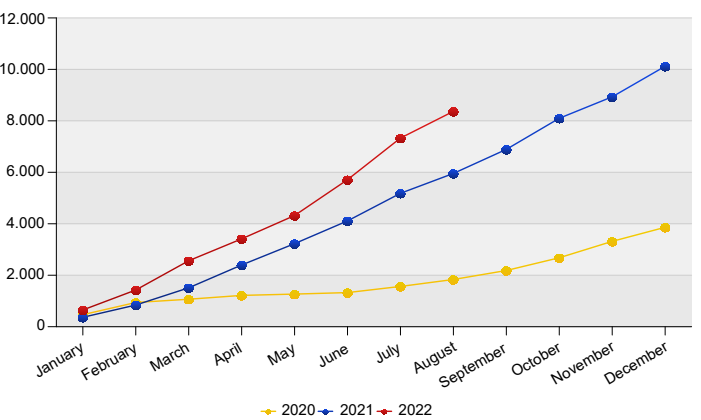
Top Nationalities Influx of family reunification last twelve months
Period: Sep 2021 - Aug 2022
Number of influx family reunification: 12.532



Influx of family reunification in The Netherlands



Cumulative development of Influx of family reunification in The Netherlands



Influx of indicated unaccompanied minor asylum seekers in The Netherlands
Source: METIS

Top 10 Unaccompanied minor asylum applications in The Netherlands

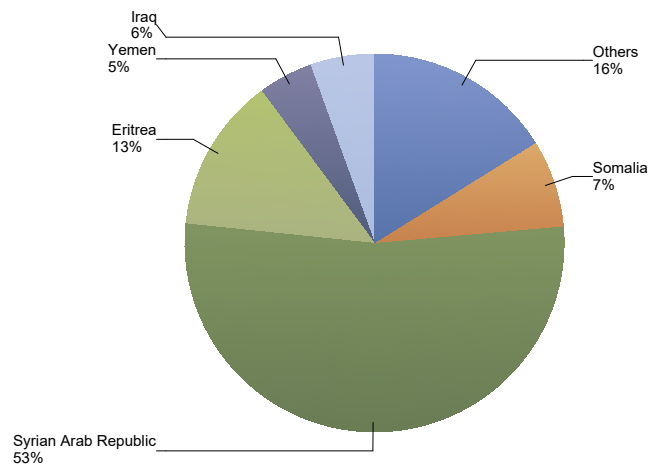
Total 2020	Total 2021	Country of citizenship	2021						2022										Last 12 months	Perc
			Aug	Sep	Oct	Nov	Dec	Total	Jan	Feb	Mar	Apr	May	Jun	Jul	Aug	Total			
446	1.078	Syrian Arab Republic	133	146	196	189	136	800	89	81	73	65	146	140	255	367	1.216	1.883	53%	
81	235	Eritrea	35	11	15	27	49	137	34	33	20	31	28	35	96	89	366	468	13%	
27	185	Somalia	38	40	17	20	24	139	19	17	33	12	25	9	25	24	164	265	7%	
21	163	Iraq	*	14	71	47	11	145	6	*	9	11	*	*	5	16	53	196	6%	
18	70	Yemen	5	*	30	15	8	61	10	6	20	7	13	18	17	18	109	165	5%	
46	87	Afghanistan	14	13	5	9	8	49	10	7	12	*	8	15	12	13	80	115	3%	
143	136	Morocco	12	12	13	15	12	64	7	5	8	*	10	8	8	8	55	107	3%	
61	72	Algeria	8	6	8	7	13	42	*	*	*	*	10	9	7	14	48	82	2%	
31	68	Unknown	6	8	20	8	*	46	*	*	10	*	6	*	6	14	42	82	2%	
*	13	Ethiopia	*	*	*	*	*	11	5	*	*	*	10	*	10	6	36	45	1%	
112	84	Others	6	17	8	14	12	57	*	7	13	5	9	24	11	19	91	142	4%	
986	2.191	Total	261	274	384	351	281	1.551	186	161	204	140	267	262	452	588	2.260	3.550	100%	

* To conceal the lowest figures, all values between 0 and 4 are replaced by asterisk.

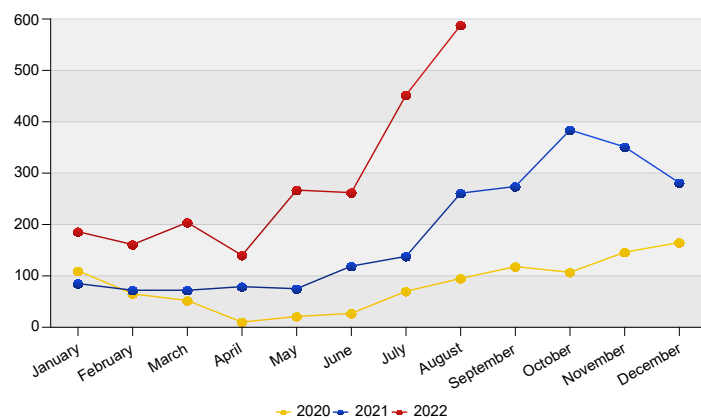
Top Unaccompanied minor asylum applications in The Netherlands August 2022

Country of citizenship			%
1	Syrian Arab Republic	367	62%
2	Eritrea	89	15%
3	Somalia	24	4%
4	Yemen	18	3%
5	Iraq	16	3%
	Others	74	13%
Total August 2022		588	100%

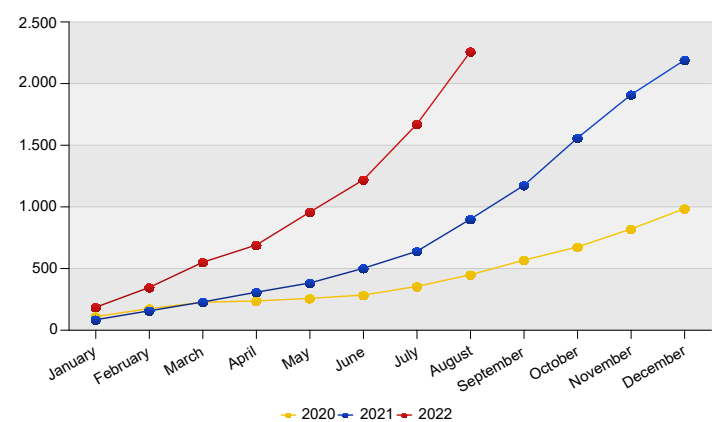
Top Nationalities unaccompanied minor asylum applications last twelve months
Period: Sep 2021 - Aug 2022
Number of unaccompanied minor asylum applications: 3.550



Unaccompanied minor asylum applications in The Netherlands



Cumulative development of Unaccompanied minor asylum applications in The Netherlands



Monthly First Asylum Applications in The Netherlands in 2022
Source: METIS

Country of citizenships	Jan	Feb	Mar	Apr	May	Jun	Jul	Aug	2019	2020	2021	2022
Afghanistan	125	93	506	303	119	205	301	450	437	389	3.006	2.102
Albania	*	*	*	*	*	12	7	6	192	82	54	40
Algeria	86	110	114	46	89	77	49	72	1.211	993	1.105	643
Angola	*	*	*	*	*	*	*	*	56	12	5	6
Argentina	*	*	*	*	*	*	*	*	*	*	6	*
Armenia	*	*	*	*	6	*	6	7	72	25	33	27
Australia	*	*	*	*	*	*	*	*	*	*	*	*
Azerbaijan	15	6	8	22	5	15	*	13	375	115	78	87
Bahrain	*	*	*	*	*	*	*	*	*	5	*	*
Bangladesh	*	*	*	*	*	*	*	*	20	21	11	11
Barbados	*	*	*	*	*	*	*	*	*	*	*	*
Belarus	9	12	*	19	8	5	*	8	165	84	86	67
Benin	*	*	*	*	*	*	*	*	*	*	*	8
Bolivia	5	*	*	*	*	*	*	*	*	*	*	6
Bosnia and Herzegovina	*	*	*	*	*	*	*	*	72	11	5	6
Botswana	*	*	*	*	*	*	*	*	*	*	*	*
Brazil	*	*	*	*	*	*	*	*	8	19	17	8
Burkina Faso	*	*	*	*	*	*	*	*	8	8	8	*
Burundi	*	*	*	*	*	*	*	*	*	*	*	*
Cambodia	*	*	*	*	*	*	*	*	*	*	*	*
Cameroon	5	*	*	*	*	*	*	*	49	36	17	21
Canada	*	*	*	*	*	*	*	*	*	*	*	*
Cape Verde	*	*	*	*	*	*	*	*	*	*	*	*
Central African Republic	*	*	*	*	*	*	*	*	*	*	*	*
Chad	*	*	*	*	*	*	*	*	22	11	17	7
Chile	*	*	*	*	*	*	*	*	*	*	*	5
China (including Hong Kong)	11	*	6	10	13	13	15	16	155	56	153	85
Colombia	24	31	49	64	47	22	35	32	158	106	187	304
Comoros	*	*	*	*	*	*	*	*	*	*	*	*
Congo, the Democratic Republic of the	*	*	5	*	*	5	*	*	10	10	11	16
Congo, the Republic of the	*	*	*	*	*	*	*	*	43	17	25	18
Cote d'Ivoire	*	*	*	*	*	*	*	*	49	29	11	6
Croatia	*	*	*	*	*	*	*	*	*	*	*	*
Cuba	*	*	*	*	*	*	*	*	18	8	17	9
Czech Republic	*	*	*	*	*	*	*	*	*	5	*	*
Djibouti	*	*	*	*	*	*	*	*	*	*	*	*
Dominican Republic	*	*	*	*	*	*	*	*	9	5	*	6
Egypt	15	12	28	10	15	20	22	33	190	101	146	155
El Salvador	8	*	11	*	5	10	8	10	34	28	33	55
Equatorial Guinea	*	*	*	*	*	*	*	*	*	*	*	*
Eritrea	84	87	77	88	82	86	130	166	501	368	768	800
Estonia	*	*	*	*	*	*	*	*	*	*	*	*
Ethiopia	22	13	30	13	39	20	26	32	92	44	167	195
France	*	*	*	*	*	*	*	*	7	*	*	*
Gabon	*	*	*	*	*	*	*	*	*	*	*	*
Gambia	*	8	15	6	13	5	6	9	539	204	140	65
Georgia	*	5	13	12	22	10	7	20	326	163	89	91
Germany	*	*	*	*	*	*	*	*	9	6	9	*
Ghana	*	*	*	5	*	*	*	*	89	41	40	21
Greece	*	*	*	*	*	*	*	*	5	*	*	*
Guatemala	*	*	*	*	*	*	*	*	*	*	*	*
Guinea	10	*	13	6	8	10	6	6	195	108	79	63
Guinea-Bissau	*	*	*	*	*	*	*	*	28	10	*	*
Guyana	*	*	*	*	*	*	*	*	*	*	*	*
Haiti	*	*	*	*	*	*	*	*	7	*	15	7
Honduras	*	*	*	*	*	*	*	*	10	6	8	*
Hungary	*	*	*	*	*	*	*	*	*	5	*	*
India	31	24	*	*	13	16	6	*	49	14	120	98
Indonesia	*	*	*	*	*	*	*	*	8	9	6	*
Iran (Islamic Republic of)	35	16	32	27	34	37	37	67	1.534	370	263	285
Iraq	47	28	57	59	24	29	43	55	621	336	746	342
Ireland	*	*	*	*	*	*	*	*	*	*	*	*
Italy	*	*	*	*	*	*	*	*	7	5	*	*
Jamaica	*	*	*	*	*	*	*	*	19	6	18	7
Japan	*	*	*	*	*	*	*	*	*	*	*	*
Jordan	6	*	9	12	*	*	5	9	116	55	19	47
Kazakhstan	13	*	*	8	*	*	*	5	36	28	13	31
Kenya	*	*	*	*	*	*	*	*	5	12	*	6
Korea, Democratic People's Republic of	*	*	*	*	*	*	*	*	*	*	*	*
Korea, Republic of	*	*	*	*	*	*	*	*	*	*	7	*
Kosovo / UNSCR 1244	*	*	*	*	*	*	*	*	56	42	22	8
Kuwait	*	*	*	*	*	*	*	*	6	8	*	5
Kyrgyzstan	*	*	5	*	*	*	5	*	16	*	*	13
Latvia	*	*	*	*	*	*	*	*	*	*	*	*
Lebanon	*	*	*	*	7	13	*	*	119	88	69	39
Liberia	*	*	*	*	*	*	*	*	29	11	10	5
Libyan Arab Jamahiriya	*	*	19	10	7	6	*	17	304	188	124	70

Monthly First Asylum Applications in The Netherlands in 2022
Source: METIS

Country of citizenships	Jan	Feb	Mar	Apr	May	Jun	Jul	Aug	2019	2020	2021	2022
Lithuania	*	*	*	*	*	*	*	*	*	*	*	*
Madagascar	*	*	*	*	*	*	*	*	*	*	*	*
Malawi	*	*	*	*	*	*	*	*	*	*	*	*
Malaysia	*	*	*	*	*	*	*	*	*	*	10	*
Maldives	*	*	*	*	*	*	*	*	*	*	*	*
Mali	5	*	*	*	*	*	*	*	42	21	23	16
Malta	*	*	*	*	*	*	*	*	*	*	*	*
Mauritania	*	*	*	*	*	*	*	*	12	11	5	*
Mauritius	*	*	*	*	*	*	*	*	*	*	*	*
Mexico	6	*	*	*	*	5	*	*	5	7	16	14
Moldova, Republic of	*	*	16	13	32	14	12	14	1.207	32	40	102
Mongolia	*	*	*	*	*	*	*	*	14	13	8	5
Montenegro	*	*	*	*	*	*	*	*	21	*	*	*
Morocco	53	53	82	56	77	46	31	43	1.062	774	907	441
Mozambique	*	*	*	*	*	*	*	*	*	*	*	*
Myanmar	*	*	*	9	12	6	*	*	28	16	16	42
Namibia	*	*	*	*	*	*	*	*	*	*	*	*
Nepal	*	*	*	*	*	*	*	*	8	*	*	*
Netherlands	*	*	*	*	*	*	*	*	*	*	*	*
Nicaragua	*	*	15	*	*	*	5	*	37	5	*	33
Niger	*	*	*	*	*	*	*	*	56	27	16	14
Nigeria	48	31	55	48	57	26	22	55	2.102	633	418	342
Norway	*	*	*	*	*	*	*	*	*	*	*	*
Oman	*	*	*	*	*	*	*	*	*	*	*	*
Pakistan	202	84	87	50	49	30	31	70	397	267	443	603
Palestinian Territory, Occupied	*	*	*	*	*	5	*	5	40	17	17	21
Panama	*	*	*	*	*	*	*	*	*	*	*	*
Peru	*	*	*	*	*	*	5	*	11	7	6	10
Philippines	*	*	*	*	*	*	*	*	*	8	*	*
Poland	*	*	*	*	*	*	*	*	*	10	*	*
Portugal	*	*	*	*	*	*	*	*	*	*	*	*
Republic of North Macedonia	*	5	*	*	*	*	*	*	264	54	15	7
Romania	*	*	*	*	*	*	*	*	*	*	*	*
Russian Federation	16	19	83	68	56	44	21	21	398	180	205	328
Rwanda	*	*	*	*	*	*	*	*	5	5	9	*
Saint Kitts and Nevis	*	*	*	*	*	*	*	*	*	*	*	*
Saudi Arabia	*	*	5	*	*	7	5	*	19	9	31	21
Senegal	*	*	*	*	*	*	*	*	107	45	42	16
Serbia	*	*	*	*	*	*	10	*	326	82	32	14
Sierra Leone	6	*	8	6	5	*	*	*	111	58	66	37
Somalia	87	97	157	79	150	69	94	119	222	202	903	852
South Africa	*	*	*	*	*	*	*	*	9	5	7	11
South Sudan	*	*	*	*	*	*	*	*	5	8	16	5
Spain	*	*	*	*	*	*	*	*	*	*	*	*
Sri Lanka	*	*	*	*	*	*	*	*	56	22	20	19
Stateless	*	*	*	*	*	*	*	13	38	33	43	23
Sudan	11	12	17	20	12	10	9	19	199	157	135	110
Suriname	*	*	*	*	*	*	*	*	*	17	*	*
Syrian Arab Republic	550	461	615	571	756	914	1.041	1.512	3.675	4.022	8.323	6.420
Taiwan	*	*	*	*	*	*	*	*	*	*	*	*
Tajikistan	*	*	23	*	*	5	*	8	109	19	17	43
Tanzania, United Republic of	*	*	*	*	*	*	*	*	14	17	5	*
Thailand	*	*	*	*	*	*	*	*	*	*	*	*
Togo	*	*	*	*	*	*	*	*	11	*	*	*
Trinidad and Tobago	*	*	*	*	*	*	*	*	13	*	9	11
Tunisia	29	16	23	9	13	19	19	19	296	242	264	147
Turkey	122	85	152	206	195	292	252	298	1.251	989	2.459	1.602
Turkmenistan	*	*	9	6	*	*	*	*	5	*	19	21
Uganda	*	*	9	15	10	6	13	25	220	85	57	82
Ukraine	6	16	33	9	*	*	*	*	132	42	71	69
United Arab Emirates	*	*	*	*	*	*	*	*	*	*	*	*
United Kingdom	*	*	*	*	*	*	*	*	*	*	*	*
United States of America	*	*	*	*	*	5	*	*	17	11	14	14
Unknown	88	53	94	55	86	64	79	109	870	581	829	628
Uzbekistan	*	*	*	13	*	9	*	*	7	11	22	40
Venezuela	8	18	13	15	9	14	11	*	182	83	72	92
Viet Nam	*	*	*	*	*	*	*	*	50	18	13	*
Yemen	90	118	313	182	170	195	184	211	645	410	1.189	1.463
Zambia	*	*	*	*	*	*	*	*	*	*	*	5
Zimbabwe	*	*	*	*	*	*	*	*	20	12	6	6
Other	*	*	*	*	*	*	*	*	54	16	*	*
Totaal	1.959	1.598	2.886	2.221	2.314	2.459	2.632	3.642	22.533	13.673	24.686	19.711

* To conceal the lowest figures, all values between 0 and 4 are replaced by asterisk.
Selection criterion for this table: all nationalities with at least 1 application in the current year.