



Immigratie- en Naturalisatiedienst  
*Ministerie van Justitie en Veiligheid*

## **Asylum Trends**

Monthly Report on Asylum Applications in The Netherlands

September 2022

## Colophon

**Title** Asylum Trends

**Subtitle** Monthly Report on Asylum Applications in The Netherlands  
Recent trends

**Author** Ministry of Justice and Security  
Immigration and Naturalisation Service (IND)  
IND Business Information Centre (BIC)  
Rijnstraat 8 | 2515 XP Den Haag  
Postbus 16275 | 2500 BG Den Haag

Migratie in beweging



EUROPESE UNIE  
Het Fonds voor asiel,  
migratie en integratie

# Contents

<i>Colophon</i>	2
-----------------	---

## **Asylum applications in The Netherlands**

Total asylum applications in The Netherlands	4
First asylum applications in The Netherlands	5
Repeated asylum applications in The Netherlands	6
Family reunification in The Netherlands	7
Unaccompanied minor asylum seekers in The Netherlands	8
Monthly first asylum applications in The Netherlands	9

## **Appendix**

Appendix: Relocation and Resettlement

**Total asylum influx in The Netherlands (first applications, repeated applications, family reunification influx)**  
 Source: METIS

Top 10 Last thirteen months **total** asylum applications in The Netherlands

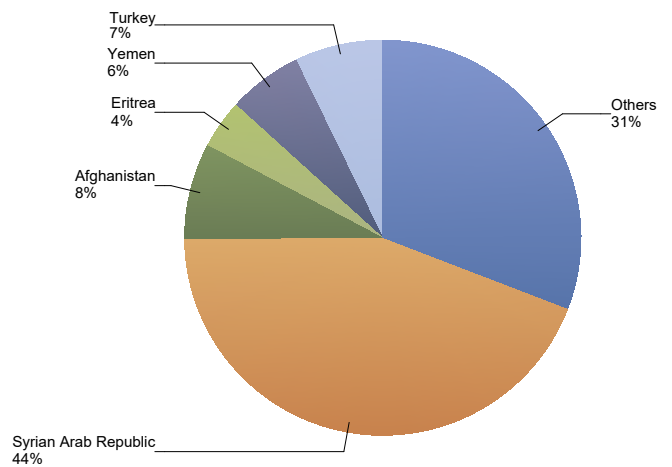
Total 2020	Total 2021	Country of citizenship	2021					2022												Last 12 months	Perc
			Sep	Oct	Nov	Dec	Total	Jan	Feb	Mar	Apr	May	Jun	Jul	Aug	Sep	Total				
5.566	14.904	Syrian Arab Republic	1.744	2.433	2.047	1.744	7.968	1.018	979	1.400	1.191	1.404	1.915	2.116	2.289	2.697	15.009	21.233	44%		
607	3.425	Afghanistan	1.282	495	494	217	2.488	142	109	542	310	144	209	314	555	254	2.579	3.785	8%		
1.265	3.215	Turkey	388	257	184	165	994	159	138	209	250	269	430	416	467	2.881	3.487	7%			
861	1.855	Yemen	238	490	219	135	1.082	125	149	351	200	206	260	226	301	2.078	2.922	6%			
1.504	1.576	Eritrea	97	168	142	207	614	112	122	113	139	126	150	191	211	236	1.400	1.917	4%		
271	1.059	Somalia	230	130	143	145	648	96	114	177	81	155	90	110	122	138	1.083	1.501	3%		
647	952	Unknown	114	124	138	101	477	99	77	135	67	95	74	92	117	163	919	1.282	3%		
619	1.133	Iraq	86	246	211	130	673	63	57	92	92	35	59	65	72	87	622	1.209	3%		
1.062	1.176	Algeria	112	154	126	117	509	88	117	118	51	93	85	52	75	86	765	1.162	2%		
394	632	Pakistan	95	80	89	66	330	215	93	99	65	57	60	45	78	132	844	1.079	2%		
6.336	6.693	Others	704	692	785	724	2.905	610	560	941	773	767	645	588	736	813	6.433	8.634	18%		
19.132	36.620	<b>Total</b>	<b>5.090</b>	<b>5.269</b>	<b>4.578</b>	<b>3.751</b>	<b>18.688</b>	<b>2.727</b>	<b>2.515</b>	<b>4.177</b>	<b>3.219</b>	<b>3.351</b>	<b>3.977</b>	<b>4.376</b>	<b>4.897</b>	<b>5.374</b>	<b>34.613</b>	<b>48.211</b>	<b>100%</b>		

\* To conceal the lowest figures, all values between 0 and 4 are replaced by asterisk.

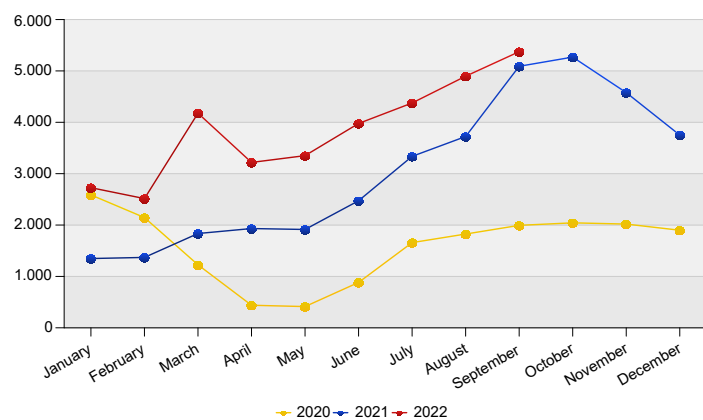
Top Total asylum applications in The Netherlands  
 September 2022

	Country of citizenship		%
1	Syrian Arab Republic	2.697	50%
2	Turkey	467	9%
3	Yemen	301	6%
4	Afghanistan	254	5%
5	Eritrea	236	4%
6	Unknown	163	3%
7	Somalia	138	3%
8	Iran (Islamic Republic of)	133	2%
9	Pakistan	132	2%
10	Iraq	87	2%
	Others	766	14%
<b>Total September 2022</b>		<b>5.374</b>	<b>100%</b>

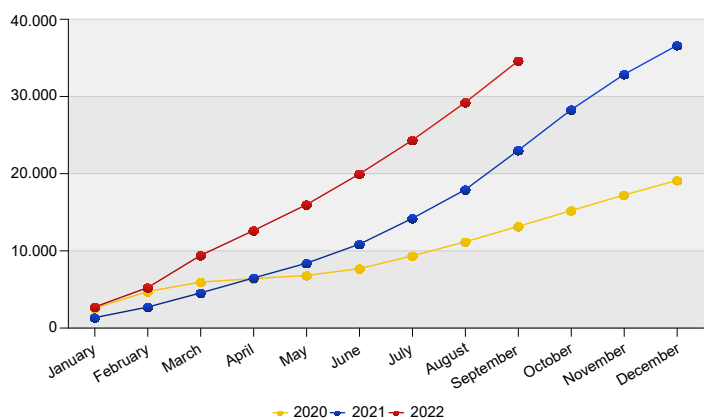
Top Nationalities total applications last twelve months  
 Period: Oct 2021 - Sep 2022  
 Number of total asylum applications: 48.211



Total asylum applications in The Netherlands



Cumulative development of total asylum applications in The Netherlands



**First asylum applications in The Netherlands**  
Source: METIS

Top 10 Last thirteen months **first** asylum applications in The Netherlands

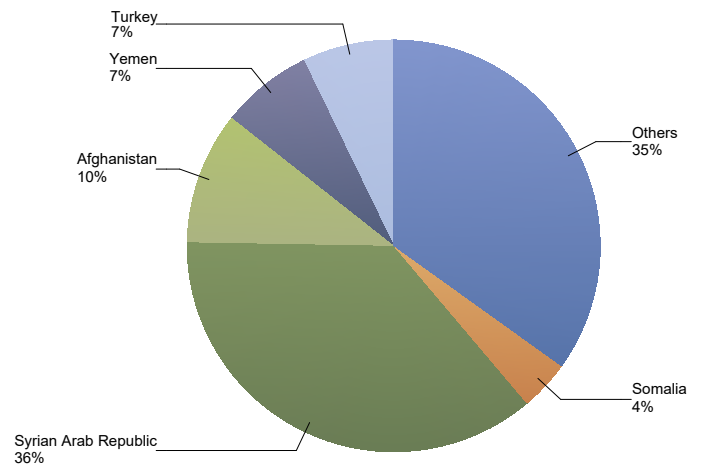
Total 2020	Total 2021 **	Country of citizenship	2021					2022										Last 12 months	Perc
			Sep	Oct	Nov	Dec	Total	Jan	Feb	Mar	Apr	May	Jun	Jul	Aug	Sep	Total		
4.022	8.323	Syrian Arab Republic	1.132	1.523	1.437	961	5.053	550	461	616	572	756	914	1.041	1.510	2.048	8.468	12.389	36%
389	3.006	Afghanistan	1.194	456	459	178	2.287	125	93	506	303	120	205	301	531	243	2.427	3.520	10%
989	2.459	Turkey	303	204	143	109	759	122	85	153	206	195	292	252	297	386	1.988	2.444	7%
410	1.189	Yemen	186	429	190	71	876	90	118	317	182	171	195	184	209	285	1.751	2.441	7%
202	903	Somalia	186	107	132	128	553	87	97	157	79	150	69	94	119	115	967	1.334	4%
368	768	Eritrea	55	88	74	114	331	84	87	78	88	82	86	130	166	167	968	1.244	4%
581	829	Unknown	99	119	130	81	429	88	53	95	55	86	64	79	108	151	779	1.109	3%
993	1.105	Algeria	110	147	120	107	484	86	110	114	46	89	77	49	72	84	727	1.101	3%
336	746	Iraq	63	207	187	91	548	47	28	58	59	24	29	43	55	67	410	895	3%
267	443	Pakistan	66	53	67	49	235	202	84	87	50	49	30	31	70	105	708	877	3%
5.116	4.915	Others	557	538	641	528	2.264	478	383	717	580	594	498	428	580	673	4.931	6.638	20%
13.673	24.686	Total	3.951	3.871	3.580	2.417	13.819	1.959	1.599	2.898	2.220	2.316	2.459	2.632	3.717	4.324	24.124	33.992	100%

\* To conceal the lowest figures, all values between 0 and 4 are replaced by asterisk.

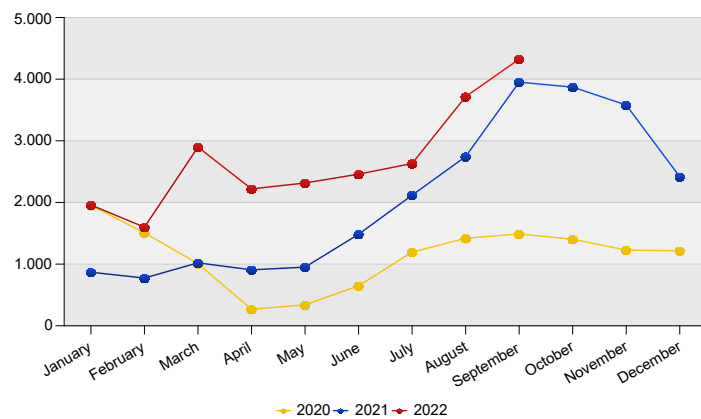
Top First asylum applications in The Netherlands  
September 2022

	Country of citizenship		%
1	Syrian Arab Republic	2.048	47%
2	Turkey	386	9%
3	Yemen	285	7%
4	Afghanistan	243	6%
5	Eritrea	167	4%
6	Unknown	151	3%
7	Somalia	115	3%
8	Iran (Islamic Republic of)	105	2%
9	Pakistan	105	2%
10	Algeria	84	2%
11	Morocco	69	2%
	Others	566	13%
<b>Total September 2022</b>		4.324	100%

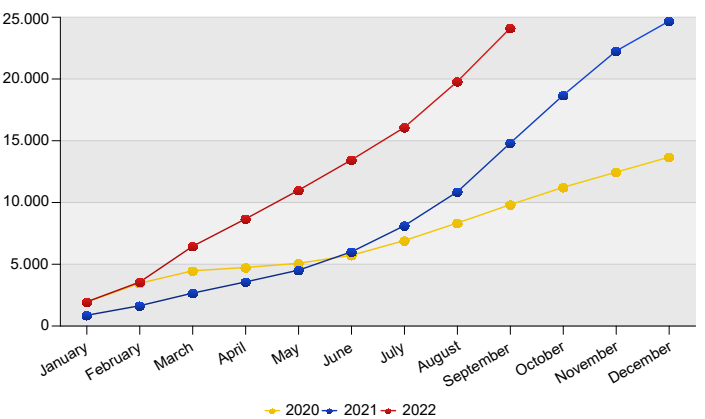
Top Nationalities first applications last twelve months  
Period: Oct 2021 - Sep 2022  
Number of first asylum applications: 33.992



First asylum applications in The Netherlands



Cumulative development of first asylum applications in The Netherlands



**Repeated asylum applications in The Netherlands**  
Source: METIS

Top 10 Last thirteen months repeated asylum applications in The Netherlands

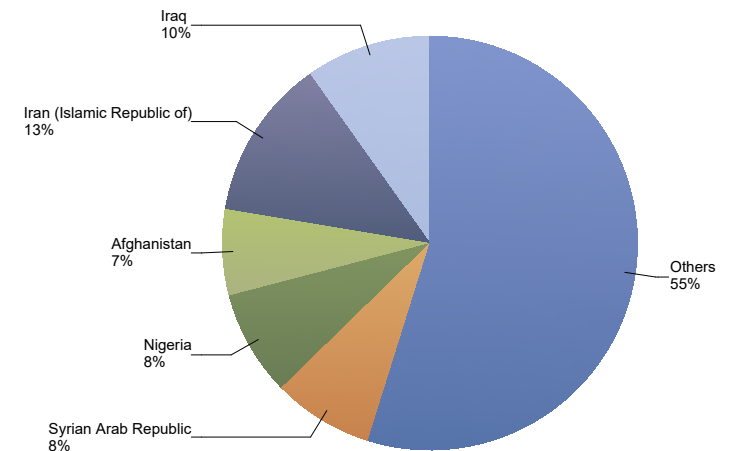
Total 2020	Total 2021	Country of citizenship	2021					2022										Last 12 months	Perc
			Sep	Oct	Nov	Dec	Total	Jan	Feb	Mar	Apr	May	Jun	Jul	Aug	Sep	Total		
182	221	Iran (Islamic Republic of)	17	22	20	12	71	18	25	8	17	24	17	20	14	7	150	204	13%
175	122	Iraq	11	16	16	17	60	5	17	10	22	10	17	14	7	9	111	160	10%
96	92	Nigeria	6	7	12	11	36	7	18	23	17	*	17	*	10	7	104	134	8%
83	142	Syrian Arab Republic	6	21	27	9	63	8	8	7	7	6	*	15	10	6	71	128	8%
182	301	Afghanistan	78	29	22	12	141	*	13	13	*	9	*	*	*	46	109	7%	
30	21	Pakistan	*	8	5	*	15	*	*	*	*	5	10	9	*	5	43	57	4%
68	62	Algeria	*	6	6	5	19	*	7	*	5	*	7	*	*	37	54	3%	
35	66	Somalia	19	15	*	8	43	*	*	*	*	*	*	*	11	26	50	3%	
66	77	Eritrea	8	5	5	8	26	*	*	*	*	*	*	9	*	5	27	45	3%
26	28	Egypt	*	*	*	9	14	6	*	5	*	*	*	10	*	31	42	3%	
653	682	Others	53	60	49	55	217	61	45	64	67	57	49	52	48	37	480	644	40%
1.596	1.814	Total	204	190	164	147	705	117	140	142	147	125	124	127	113	91	1.126	1.627	100%

\* To conceal the lowest figures, all values between 0 and 4 are replaced by asterisk.

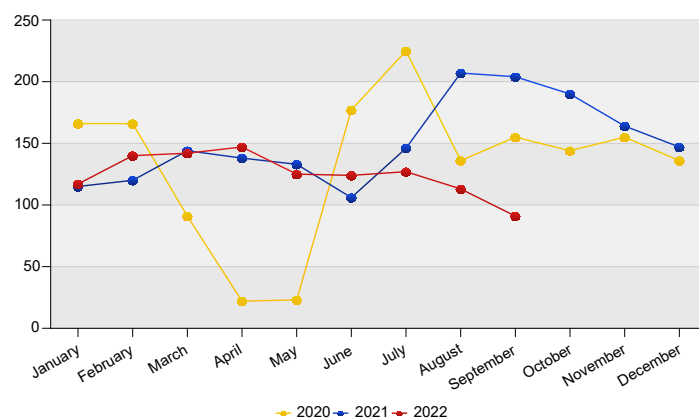
Top Repeated asylum applications in The Netherlands  
September 2022

Country of citizenship		%
1 Somalia	11	12%
2 Iraq	9	10%
3 Iran (Islamic Republic of)	7	8%
4 Nigeria	7	8%
5 Syrian Arab Republic	6	7%
6 Venezuela	6	7%
7 Eritrea	5	5%
8 Pakistan	5	5%
Others	35	38%
<b>Total September 2022</b>	<b>91</b>	<b>100%</b>

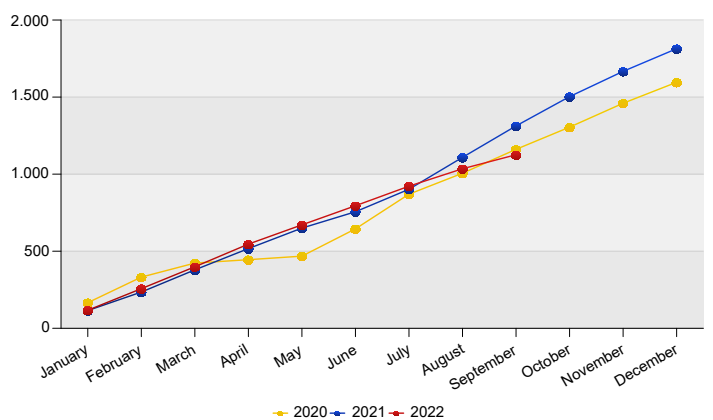
Top Nationalities repeated asylum applications last twelve months  
Period: Oct 2021 - Sep 2022  
Number of repeated asylum applications: 1.627



Repeated asylum applications in The Netherlands



Cumulative development of repeated asylum applications in The Netherlands



**Influx of family reunification in The Netherlands (Council Directive 2003/86/EC Chapter V)**  
 Source: METIS

Top 10 Last thirteen months Influx of family reunification in The Netherlands

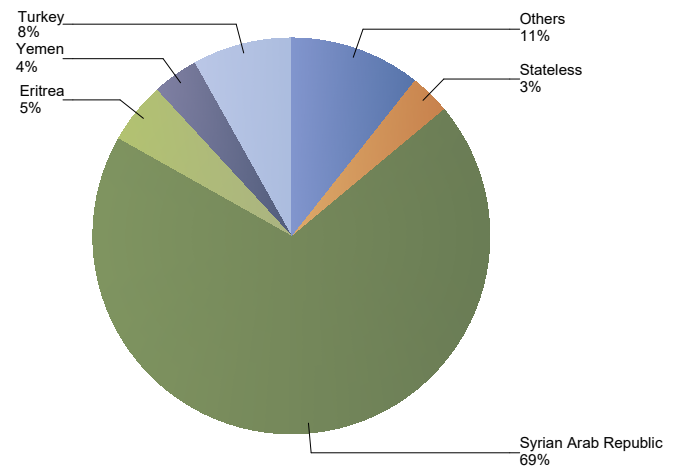
Total 2020	Total 2021	Country of citizenship	2021					2022										Last 12 months	Perc
			Sep	Oct	Nov	Dec	Total	Jan	Feb	Mar	Apr	May	Jun	Jul	Aug	Sep	Total		
1.461	6.439	Syrian Arab Republic	606	889	583	774	2.852	460	510	777	612	642	997	1.060	769	643	6.470	8.716	69%
255	735	Turkey	82	53	40	54	229	37	50	54	44	73	137	289	114	78	876	1.023	8%
1.070	731	Eritrea	34	75	63	85	257	27	35	33	47	42	64	52	41	64	405	628	5%
423	651	Yemen	51	56	29	64	200	35	29	33	14	35	65	76	17	16	320	469	4%
132	342	Stateless	52	39	32	50	173	21	47	67	45	27	24	21	19	24	295	416	3%
48	123	Iran (Islamic Republic of)	*	8	13	20	45	6	13	30	20	24	22	20	23	21	179	220	2%
36	118	Afghanistan	10	10	13	27	60	13	*	23	5	15	*	11	22	11	106	156	1%
108	265	Iraq	12	23	8	22	65	11	12	24	11	*	13	8	10	11	101	154	1%
40	100	Unknown	14	5	6	18	43	9	19	37	10	8	8	13	5	11	120	149	1%
97	168	Pakistan	28	19	17	16	80	11	7	8	12	*	20	5	5	22	93	145	1%
34	90	Somalia	25	8	10	9	52	6	14	18	*	*	19	15	*	12	90	117	1%
159	358	Others	17	23	20	48	108	15	37	33	31	36	22	47	41	46	308	399	3%
3.863	10.120	<b>Total</b>	<b>935</b>	<b>1.208</b>	<b>834</b>	<b>1.187</b>	<b>4.164</b>	<b>651</b>	<b>776</b>	<b>1.137</b>	<b>852</b>	<b>910</b>	<b>1.394</b>	<b>1.617</b>	<b>1.067</b>	<b>959</b>	<b>9.363</b>	<b>12.592</b>	<b>100%</b>

\* To conceal the lowest figures, all values between 0 and 4 are replaced by asterisk.

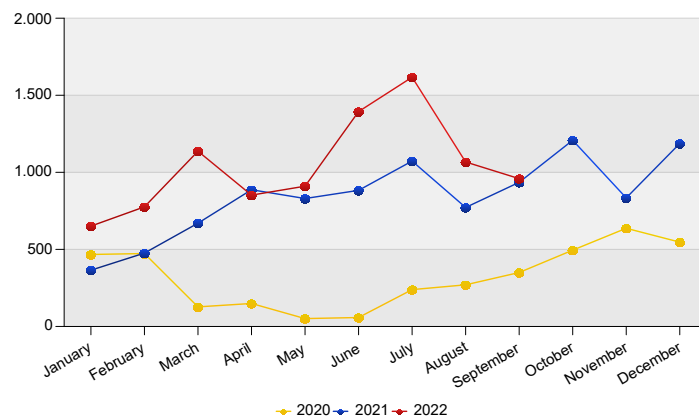
Top Influx of family reunification in The Netherlands  
 September 2022

Country of citizenship			%
1	Syrian Arab Republic	643	67%
2	Turkey	78	8%
3	Eritrea	64	7%
4	Stateless	24	3%
5	Pakistan	22	2%
	Others	128	13%
<b>Total September 2022</b>		<b>959</b>	<b>100%</b>

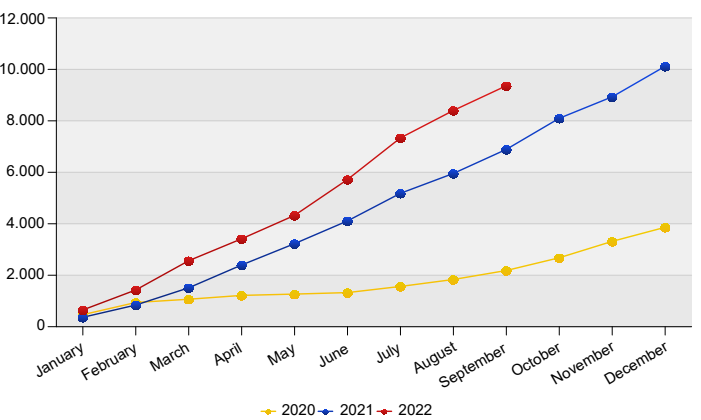
Top Nationalities Influx of family reunification last twelve months  
 Period: Oct 2021 - Sep 2022  
 Number of influx family reunification: 12.592



Influx of family reunification in The Netherlands



Cumulative development of Influx of family reunification in The Netherlands



**Influx of indicated unaccompanied minor asylum seekers in The Netherlands**  
Source: METIS

Top 10 Unaccompanied minor asylum applications in The Netherlands

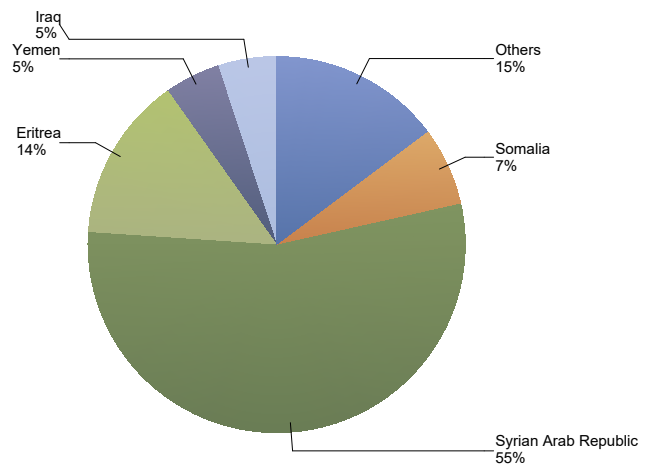
Total 2020	Total 2021	Country of citizenship	2021					2022										Last 12 months	Perc
			Sep	Oct	Nov	Dec	Total	Jan	Feb	Mar	Apr	May	Jun	Jul	Aug	Sep	Total		
446	1.078	Syrian Arab Republic	146	196	189	136	667	89	82	73	65	146	138	249	391	277	1.510	2.031	55%
81	235	Eritrea	11	15	27	49	102	33	31	20	31	27	33	87	98	75	435	526	14%
27	185	Somalia	40	17	20	24	101	19	17	33	12	25	9	23	27	25	190	251	7%
21	163	Iraq	14	71	47	11	143	6	*	9	11	*	*	5	16	6	59	188	5%
18	70	Yemen	*	30	15	8	56	10	6	20	7	13	18	17	19	14	124	177	5%
46	87	Afghanistan	13	5	9	8	35	9	7	11	*	8	14	12	15	11	90	112	3%
143	136	Morocco	12	13	15	12	52	7	5	7	*	9	8	*	6	8	55	95	3%
31	68	Unknown	8	20	8	*	40	*	*	10	*	6	*	6	14	8	50	82	2%
61	72	Algeria	6	8	7	13	34	*	*	*	*	9	9	6	10	*	46	74	2%
*	13	Ethiopia	*	*	*	*	9	5	*	*	*	9	*	10	6	*	37	42	1%
112	84	Others	17	8	14	12	51	*	7	13	5	9	23	11	19	20	110	144	4%
986	2.191	Total	274	384	351	281	1.290	184	160	202	140	263	255	430	621	451	2.706	3.722	100%

\* To conceal the lowest figures, all values between 0 and 4 are replaced by asterisk.

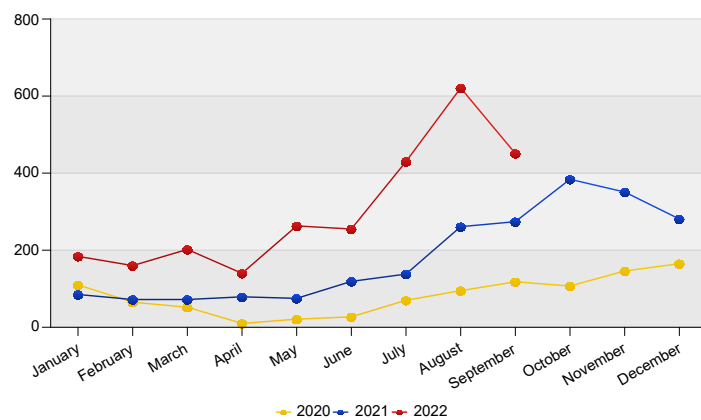
Top Unaccompanied minor asylum applications in The Netherlands September 2022

	Country of citizenship		%
1	Syrian Arab Republic	277	61%
2	Eritrea	75	17%
3	Somalia	25	6%
4	Yemen	14	3%
5	Afghanistan	11	2%
	Others	49	11%
<b>Total September 2022</b>		<b>451</b>	<b>100%</b>

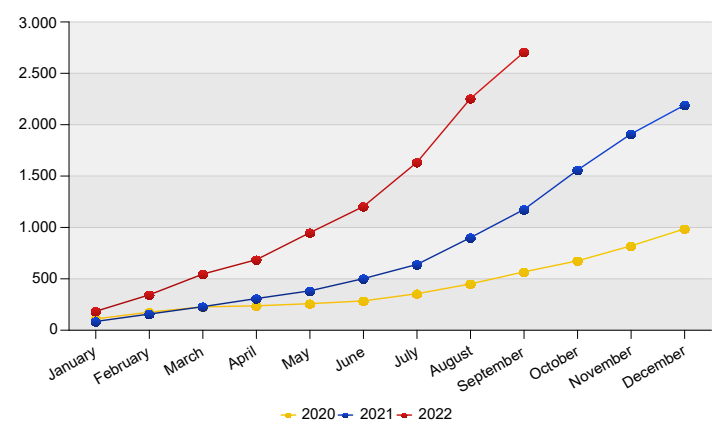
Top Nationalities unaccompanied minor asylum applications last twelve months  
Period: Oct 2021 - Sep 2022  
Number of unaccompanied minor asylum applications: 3.722



Unaccompanied minor asylum applications in The Netherlands



Cumulative development of Unaccompanied minor asylum applications in The Netherlands





**Monthly First Asylum Applications in The Netherlands in 2022**  
Source: METIS

Country of citizenships	Jan	Feb	Mar	Apr	May	Jun	Jul	Aug	Sep	2019	2020	2021	2022
Afghanistan	125	93	506	303	120	205	301	531	243	437	389	3.006	2.427
Albania	*	*	*	*	*	12	7	6	*	192	82	54	42
Algeria	86	110	114	46	89	77	49	72	84	1.211	993	1.105	727
Angola	*	*	*	*	*	*	*	*	6	56	12	5	12
Argentina	*	*	*	*	*	*	*	*	*	*	*	6	*
Armenia	*	*	*	*	6	*	6	7	8	72	25	33	35
Australia	*	*	*	*	*	*	*	*	*	*	*	*	*
Azerbaijan	15	6	8	22	5	15	*	13	9	375	115	78	96
Bahrain	*	*	*	*	*	*	*	*	*	*	5	*	*
Bangladesh	*	*	*	*	*	*	*	*	*	20	21	11	12
Barbados	*	*	*	*	*	*	*	*	*	*	*	*	*
Belarus	9	12	*	19	8	5	*	8	8	165	84	86	75
Benin	*	*	*	*	*	*	*	*	*	*	*	*	8
Bolivia	5	*	*	*	*	*	*	*	*	*	*	*	6
Bosnia and Herzegovina	*	*	*	*	*	*	*	*	*	72	11	5	7
Botswana	*	*	*	*	*	*	*	*	*	*	*	*	*
Brazil	*	*	*	*	*	*	*	*	*	8	19	17	8
Bulgaria	*	*	*	*	*	*	*	*	*	*	5	*	*
Burkina Faso	*	*	*	*	*	*	*	*	*	8	8	8	*
Burundi	*	*	*	*	*	*	*	*	*	*	*	*	6
Cambodia	*	*	*	*	*	*	*	*	*	*	*	*	*
Cameroon	5	*	*	*	*	*	*	*	*	49	36	17	22
Canada	*	*	*	*	*	*	*	*	*	*	*	*	*
Cape Verde	*	*	*	*	*	*	*	*	*	*	*	*	*
Central African Republic	*	*	*	*	*	*	*	*	*	*	*	*	*
Chad	*	*	*	*	*	*	*	*	*	22	11	17	7
Chile	*	*	*	*	*	*	*	*	*	*	*	*	6
China (including Hong Kong)	11	*	6	10	13	13	15	16	18	155	56	153	103
Colombia	24	31	49	64	47	22	35	32	42	158	106	187	346
Comoros	*	*	*	*	*	*	*	*	*	*	*	*	*
Congo, the Democratic Republic of the	*	*	5	*	*	5	*	*	*	10	10	11	17
Congo, the Republic of the	*	*	*	*	*	*	*	*	*	43	17	25	19
Cote d'Ivoire	*	*	*	*	*	*	*	*	*	49	29	11	6
Croatia	*	*	*	*	*	*	*	*	*	*	*	*	*
Cuba	*	*	*	*	*	*	*	*	*	18	8	17	11
Czech Republic	*	*	*	*	*	*	*	*	*	*	5	*	*
Djibouti	*	*	*	*	*	*	*	*	*	*	*	*	*
Dominican Republic	*	*	*	*	*	*	*	*	*	9	5	*	7
Egypt	15	12	28	10	15	20	22	33	25	190	101	146	180
El Salvador	8	*	11	*	5	10	8	10	10	34	28	33	65
Equatorial Guinea	*	*	*	*	*	*	*	*	*	*	*	*	*
Eritrea	84	87	78	88	82	86	130	166	167	501	368	768	968
Estonia	*	*	*	*	*	*	*	*	*	*	*	*	*
Ethiopia	22	13	30	13	39	20	26	32	20	92	44	167	215
France	*	*	*	*	*	*	*	*	*	7	*	*	*
Gabon	*	*	*	*	*	*	*	*	*	*	*	*	*
Gambia	*	8	15	6	13	5	6	9	9	539	204	140	74
Georgia	*	5	13	12	22	10	7	20	11	326	163	89	102
Germany	*	*	*	*	*	*	*	*	*	9	6	9	*
Ghana	*	*	*	5	*	*	*	*	*	89	41	40	25
Greece	*	*	*	*	*	*	*	*	*	5	*	*	*
Guatemala	*	*	*	*	*	*	*	*	*	*	*	*	*
Guinea	10	*	13	6	8	10	6	6	*	195	108	79	66
Guinea-Bissau	*	*	*	*	*	*	*	*	*	28	10	*	*
Guyana	*	*	*	*	*	*	*	*	*	*	*	*	*
Haiti	*	*	*	*	*	*	*	*	*	7	*	15	7
Honduras	*	*	*	*	*	*	*	*	*	10	6	8	*
Hungary	*	*	*	*	*	*	*	*	*	*	5	*	*
India	31	24	*	*	13	16	6	*	*	49	14	120	101
Indonesia	*	*	*	*	*	*	*	*	*	8	9	6	*
Iran (Islamic Republic of)	35	16	32	27	34	37	37	67	105	1.534	370	263	390
Iraq	47	28	58	59	24	29	43	55	67	621	336	746	410
Ireland	*	*	*	*	*	*	*	*	*	*	*	*	*
Israel	*	*	*	*	*	*	*	*	*	*	*	*	*
Italy	*	*	*	*	*	*	*	*	*	7	5	*	*
Jamaica	*	*	*	*	*	*	*	*	*	19	6	18	11
Japan	*	*	*	*	*	*	*	*	*	*	*	*	*
Jordan	6	*	9	12	*	*	5	9	9	116	55	19	56
Kazakhstan	13	*	*	8	*	*	*	5	*	36	28	13	32
Kenya	*	*	*	*	*	*	*	*	6	5	12	*	12
Korea, Democratic People's Republic of	*	*	*	*	*	*	*	*	5	*	*	*	5
Korea, Republic of	*	*	*	*	*	*	*	*	*	*	*	7	*
Kosovo / UNSCR 1244	*	*	*	*	*	*	*	*	*	56	42	22	8
Kuwait	*	*	*	*	*	*	*	*	*	6	8	*	6
Kyrgyzstan	*	*	5	*	*	*	5	*	*	16	*	*	14
Latvia	*	*	*	*	*	*	*	*	*	*	*	*	*
Lebanon	*	*	*	*	7	13	*	*	6	119	88	69	45
Liberia	*	*	*	*	*	*	*	*	*	29	11	10	6
Libyan Arab Jamahiriya	*	*	19	10	7	6	*	17	21	304	188	124	91
Lithuania	*	*	*	*	*	*	*	*	*	*	*	*	*
Madagascar	*	*	*	*	*	*	*	*	*	*	*	*	*
Malawi	*	*	*	*	*	*	*	*	*	*	*	*	*

**Monthly First Asylum Applications in The Netherlands in 2022**

Source: METIS

Country of citizenships	Jan	Feb	Mar	Apr	May	Jun	Jul	Aug	Sep	2019	2020	2021	2022
Malaysia	*	*	*	*	*	*	*	*	*	*	*	10	*
Maldives	*	*	*	*	*	*	*	*	*	*	*	*	*
Mali	5	*	*	*	*	*	*	*	*	42	21	23	16
Malta	*	*	*	*	*	*	*	*	*	*	*	*	*
Mauritania	*	*	*	*	*	*	*	*	*	12	11	5	*
Mauritius	*	*	*	*	*	*	*	*	*	*	*	*	*
Mexico	6	*	*	*	*	5	*	*	*	5	7	16	14
Moldova, Republic of	*	*	16	13	32	14	12	14	27	1.207	32	40	129
Mongolia	*	*	*	*	*	*	*	*	*	14	13	8	5
Montenegro	*	*	*	*	*	*	*	*	*	21	*	*	*
Morocco	53	53	82	56	77	46	31	43	69	1.062	774	907	510
Mozambique	*	*	*	*	*	*	*	*	*	*	*	*	*
Myanmar	*	*	*	9	12	6	*	*	*	28	16	16	43
Namibia	*	*	*	*	*	*	*	*	*	*	*	*	*
Nepal	*	*	*	*	*	*	*	*	*	8	*	*	*
Netherlands	*	*	*	*	*	*	*	*	*	*	*	*	*
Nicaragua	*	*	15	*	*	*	5	*	*	37	5	*	34
Niger	*	*	*	*	*	*	*	*	*	56	27	16	14
Nigeria	48	31	56	48	57	26	22	55	43	2.102	633	418	386
Norway	*	*	*	*	*	*	*	*	*	*	*	*	*
Oman	*	*	*	*	*	*	*	*	*	*	*	*	*
Pakistan	202	84	87	50	49	30	31	70	105	397	267	443	708
Palestinian Territory, Occupied	*	*	*	*	*	5	*	5	5	40	17	17	26
Panama	*	*	*	*	*	*	*	*	*	*	*	*	*
Peru	*	*	*	*	*	*	5	*	*	11	7	6	12
Philippines	*	*	*	*	*	*	*	*	*	*	8	*	*
Poland	*	*	*	*	*	*	*	*	*	*	10	*	6
Portugal	*	*	*	*	*	*	*	*	*	*	*	*	*
Republic of North Macedonia	*	5	*	*	*	*	*	*	*	264	54	15	11
Romania	*	*	*	*	*	*	*	*	*	*	*	*	*
Russian Federation	16	19	83	68	56	44	21	21	38	398	180	205	366
Rwanda	*	*	*	*	*	*	*	*	*	5	5	9	*
Saint Kitts and Nevis	*	*	*	*	*	*	*	*	*	*	*	*	*
Saudi Arabia	*	*	5	*	*	7	5	*	*	19	9	31	25
Senegal	*	*	*	*	*	*	*	*	*	107	45	42	18
Serbia	*	*	*	*	*	*	10	*	*	326	82	32	17
Sierra Leone	6	*	8	6	5	*	*	*	11	111	58	66	48
Somalia	87	97	157	79	150	69	94	119	115	222	202	903	967
South Africa	*	*	*	*	*	*	*	*	*	9	5	7	11
South Sudan	*	*	*	*	*	*	*	*	*	5	8	16	5
Spain	*	*	*	*	*	*	*	*	*	*	*	*	*
Sri Lanka	*	*	*	*	*	*	*	*	*	56	22	20	23
Stateless	*	*	*	*	*	*	*	13	*	38	33	43	27
Sudan	11	12	17	20	12	10	9	19	16	199	157	135	126
Suriname	*	*	*	*	*	*	*	*	*	*	17	*	*
Syrian Arab Republic	550	461	616	572	756	914	1.041	1.510	2.048	3.675	4.022	8.323	8.468
Taiwan	*	*	*	*	*	*	*	*	*	*	*	*	*
Tajikistan	*	*	23	*	*	5	*	8	*	109	19	17	43
Tanzania, United Republic of	*	*	*	*	*	*	*	*	*	14	17	5	7
Thailand	*	*	*	*	*	*	*	*	*	*	*	*	*
Togo	*	*	*	*	*	*	*	*	*	11	*	*	*
Trinidad and Tobago	*	*	*	*	*	*	*	*	*	13	*	9	15
Tunisia	29	16	23	9	13	19	19	19	21	296	242	264	168
Turkey	122	85	153	206	195	292	252	297	386	1.251	989	2.459	1.988
Turkmenistan	*	*	9	6	*	*	*	*	*	5	*	19	22
Uganda	*	*	9	15	10	6	13	25	25	220	85	57	107
Ukraine	6	17	35	7	*	*	*	*	6	132	42	71	76
United Arab Emirates	*	*	*	*	*	*	*	*	*	*	*	*	*
United Kingdom	*	*	*	*	*	*	*	*	*	*	*	*	*
United States of America	*	*	*	*	*	5	*	*	*	17	11	14	14
Unknown	88	53	95	55	86	64	79	108	151	870	581	829	779
Uzbekistan	*	*	*	13	*	9	*	*	*	7	11	22	43
Venezuela	8	18	13	15	9	14	11	*	11	182	83	72	103
Viet Nam	*	*	*	*	*	*	*	*	*	50	18	13	*
Yemen	90	118	317	182	171	195	184	209	285	645	410	1.189	1.751
Zambia	*	*	*	*	*	*	*	*	*	*	*	*	5
Zimbabwe	*	*	*	*	*	*	*	*	*	20	12	6	6
Other	*	*	*	*	*	*	*	*	*	53	9	*	*
<b>Totaal</b>	<b>1.959</b>	<b>1.599</b>	<b>2.898</b>	<b>2.220</b>	<b>2.316</b>	<b>2.459</b>	<b>2.632</b>	<b>3.717</b>	<b>4.324</b>	<b>22.533</b>	<b>13.673</b>	<b>24.686</b>	<b>24.124</b>

\* To conceal the lowest figures, all values between 0 and 4 are replaced by asterisk.  
 Selection criterion for this table: all nationalities with at least 1 application in the current year.